

Putting the Pieces *in* Place

2015
ANNUAL REPORT



Learn *to* Earn Dayton

Ready to Learn. Explore. Earn.



Ensuring all Montgomery County children succeed in school and are college- and career-ready when they graduate takes all of us — our families, schools, colleges, businesses, non-profit organizations, government and young people themselves. As every parent knows, there are endless chances for any of our children to get off track.

Happily, there also are endless opportunities to keep children succeeding and to lift up those who need extra help. Most of us can imagine our lives turning out very differently had it not been for others who took a special interest in our success.

This year's annual report continues a tradition of reporting young people's achievements according to metrics that research shows are important predictors of success.

Importantly, this is our first annual report as the new Learn to Earn Dayton, which recognizes the work of both Learn to Earn and ReadySetSoar, formerly our early-learning counterpart. This year we officially joined together as a statement that promoting children's success requires a united and seamless continuum of support throughout children's early years up until adulthood.

As you'll see, the passion and the energy for promoting children's success — and ultimately the Dayton region's economic vitality — is boundless.

Thank you for your generous and unwavering support of Learn to Earn Dayton and especially for your conviction that every child can succeed!

Thomas J. Lasley II
Chief Executive Officer

Robyn Lightcap
Executive Director

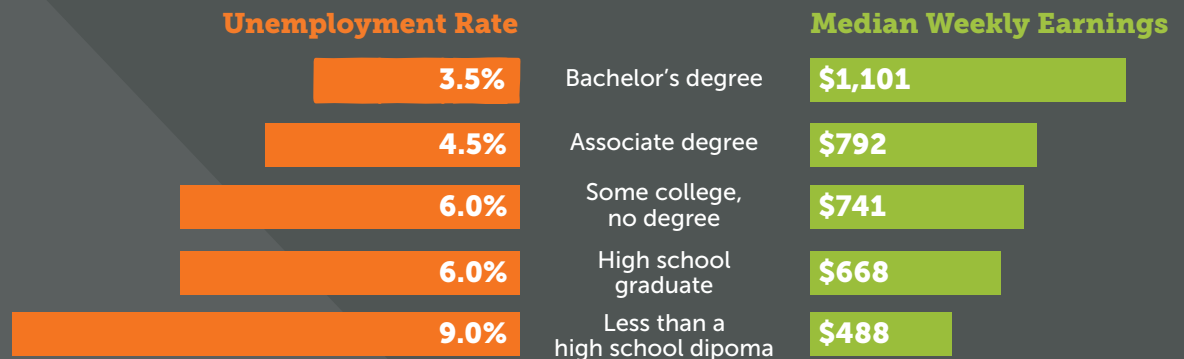
Montgomery County's Big Goal

60% by 2025

By 2025, we need 60% of working-age adults to have at least a 2-year college degree or a high quality post-secondary credential

Education pays off for families and our community

Unemployment and earnings for full-time workers 25 and older by educational attainment



We have to drive up career-readiness

72% of Montgomery County students enroll in college the first year after graduation

60% return to college the 2nd year

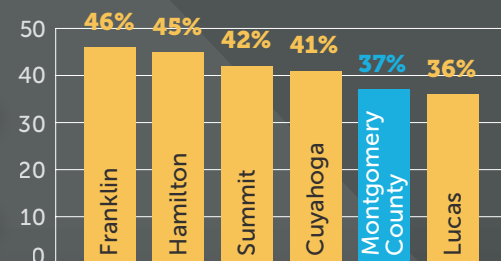
ONLY 37% graduate college within 6 years

Some good jobs require a certificate, not a college degree

45% of adults in the United States have a degree or quality postsecondary certificate

How Montgomery County stacks up

% of residents with at least an associate's degree



Every young person needs an education plan for after high school



ROAD *of* CHAMPIONS

Every child can be a champion

What must we do?

- Ensure more children attend high quality preschool
- Drive up school attendance
- Keep children learning and reading over the summer
- Help every student create a career plan
- Assist students with their college applications
- Make sure young people get financial aid

The road to children's success requires engaging and supporting young people at all ages. Keeping them on track and getting them to the finish line takes us all.



**SEPTEMBER
2016**

Attendance Awareness
Month

**OCTOBER/
NOVEMBER 2016**

FAFSA Finish

**NOVEMBER
2016**

College Application
Month

**MARCH 3
2017**

Readiness Summit

**APRIL
2017**

Preschool & Kindergarten
Registration Month

**APRIL/
MAY 2017**

College & Career
Signing Day

**MAY/JUNE
2017**

Summer Reading &
Learning

**JULY 16
2017**

National Summer
Learning Day

On the next pages, we share the markers that the Dayton community is tracking and reporting to make sure our children are college- and career-ready.

Frankly, too many of the metrics are not moving up quickly enough to meet our Big Goal in 2025. We will succeed only if we address the needs of every child and create systems that flag and then respond to children and their families when they're struggling.

How can the Dayton region meet our Big Goal?

How can we prepare our children to compete for good jobs?

We need our children succeeding from cradle to career.

Here are the strategies the Dayton community is using to promote school success:

- Drive enrollment at high quality preschools
- Encourage children and families to read every day
- Ensure students are on time and in school every day
- Expand learning opportunities outside of school, especially in summer
- Help young people aspire to college
- Assist young people in completing the FAFSA
- Insist every student has a post-high school education plan

These are the 6 targets our community is tracking:

- Kindergarten readiness
- 3rd-grade reading proficiency
- 8th-grade math proficiency
- High school graduation
- Enrollment in post-secondary education within 2 years of graduation
- Graduation from college within 6 years

Birth-3rd Grade 4th-8th Grade 9th Grade-Career

Ready to Learn. Explore. Earn.



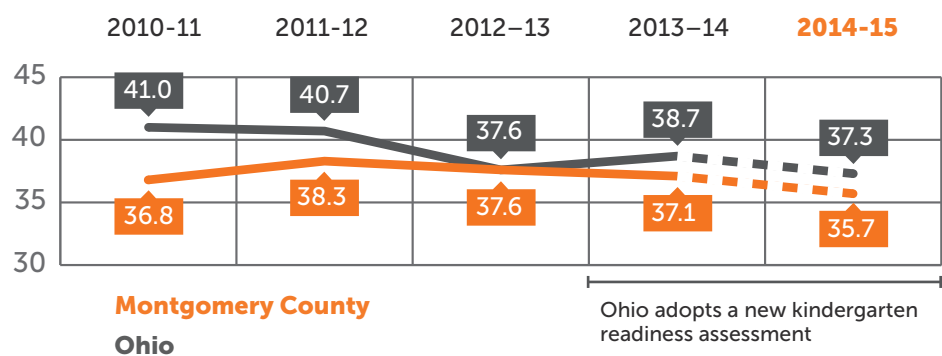
**Every child deserves
to start kindergarten
ready to learn**

Montgomery County and Dayton are making tremendous progress on ensuring that every 4-year-old has access to at least 1 year of high quality preschool!

- The City of Dayton is asking for an income tax increase dedicated in part to providing preschool to every Dayton 4-year-old
- The Preschool Promise Demonstration that began in Kettering is expanding to Northwest Dayton, with a goal of ultimately offering the Promise countywide
- A Preschool Promise public education campaign is in full swing, with more than 50 volunteers trained about the benefits of ensuring that all children have the option of attending high quality preschool
- A 25-member task force presented recommendations to the Montgomery County Commission about offering high quality preschool to all Montgomery County 4-year-olds
- A 30-member governance committee has been created to make sure our community's Preschool Promise is easy for families and providers to access, accountable to the public and transparent about the results

Kindergarten readiness sets the stage for student success throughout school

	% of children scoring fully ready for kindergarten		
	KRA-L 2012–13	KRA-L 2013–14	KRA* 2014-15
Brookville	51.5%	49.2%	38.6%
Centerville	60.5%	60.0%	40.0%
Dayton	23.5%	21.5%	14.5%
Huber Heights	33.9%	42.2%	32.3%
Jefferson Township	33.3%	24.1%	3.1%
Kettering	44.8%	45.5%	53.5%
Mad River	38.8%	38.8%	41.8%
Miamisburg	41.1%	42.4%	48.3%
New Lebanon	29.9%	33.8%	35.2%
Northmont	44.3%	44.9%	40.2%
Northridge	21.7%	22.4%	41.1%
Oakwood	82.6%	74.2%	38.8%
Trotwood-Madison	24.6%	22.5%	13.5%
Valley View	51.7%	53.3%	54.7%
Vandalia-Butler	44.7%	43.3%	24.4%
West Carrollton	32.7%	31.5%	23.9%



Source: Ohio Department of Education

***Beginning in 2014-15, Ohio began using a new assessment of children’s readiness for kindergarten. Known as the KRA — for Kindergarten Readiness Assessment — this new tool is more comprehensive than the previous assessment.**

It measures social and emotional development; understanding of early math concepts; language and literacy; and physical well-being and motor development.

The widespread expectation was that scores would fall because children were being assessed on more skills. Indeed, they did — in Montgomery County and across Ohio. While reporting these scores is important to understand our challenge, it is misleading to evaluate this year’s results in comparison to previous years.



Montgomery County Preschool Promise: **The Need**

Children who go to high quality preschool are more ready for kindergarten and are better readers in 3rd grade. About 25%-30% of our kids do not attend preschool. Fewer than half are in high quality programs.

Educate the community about the power of preschool

- **To drive enrollment in preschool**, families must know the value and impact of high quality preschool
- **To drive public and private, personal and philanthropic, investment in preschool**, citizens must understand how preschool pays off

Expand the availability of high quality preschools


- **To drive results**, families must have high quality preschool choices
- **To drive achievement**, preschool programs must have a culture of continuous improvement based on the latest research
- **To drive more and better choices**, preschool programs must be supported and rewarded for improving quality

Assist families in finding and paying for preschool

- **To drive children's school readiness and success**, preschools must be affordable and easy to access

The GOAL

Double the number of children who attend a high quality preschool in the next 10 years, moving from **35% to 70%**



What Kettering Preschool Promise parents say

The first Preschool Promise Demonstration offering families tuition assistance at high quality preschools began in the Fall of 2014. Our community has learned invaluable information about how to serve our families best and how to ensure preschool programs receive the support they need to constantly improve.

“

The teachers start where the kids are when they come in the door. They're preparing them for kindergarten, and they talk about that with the kids.

My daughter likes to do sticker math. **You can see her development improve.**

Since my son started preschool, he likes to learn. He likes to get out books and read at home.

My son recognizes small words. He may have done that without preschool. But I love that he connects words to the world around him.

preschool
★ ★
PROMISE
FOR TODAY. FOR TOMORROW.

The 2016-17 expansion of the Preschool Promise is generously funded by Montgomery County, with additional support from the CareSource Foundation; the Harry A. Toulmin, Jr., and Virginia B. Toulmin Fund of The Dayton Foundation; the City of Dayton; Dayton Public Schools; the City of Kettering; the Kettering City School District; the City of Moraine; Larry Connor, Connor Group Kids & Community Partners; and Mike and Peggie McQuiston.



f/PreschoolPromiseMC t/PSPromise_MC

The love of reading is taught



When children begin kindergarten fully ready to learn, they invariably grow into stronger readers. And, of course, reading well is critical for all learning. Not surprisingly, research shows that **3rd-graders who read on grade-level are 4 times more likely to go on to graduate from high school.**

Since the 2013-14 school year, Ohio has had a “3rd-Grade Reading Guarantee” that requires children (with a few exceptions) to be held back if they don’t meet a passing score set by the Ohio Department of Education.

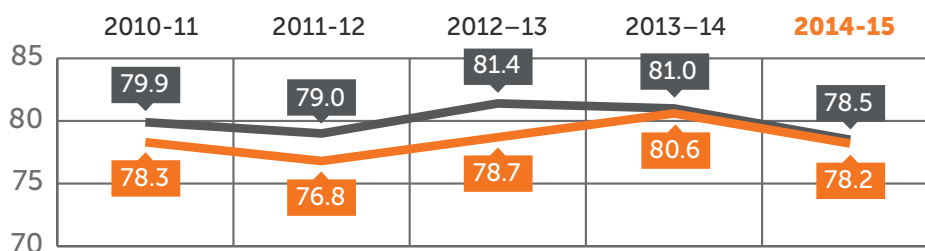
Beyond the intense reading instruction schools are providing, how are we, as a community, helping young children – starting even before 3rd grade – be better readers?

- **The Read On! Book Drive collected 85,000 books** – enough for every K-3rd-grade student in Dayton to have 10 books for 10 weeks of summer reading
- **Every library in Montgomery County** is partnering with school districts and preschools to get more children to enroll in summer reading clubs
- **Organizations are committing to offering more and higher quality** summer programs to keep children learning when they’re out of school

All learning depends on the ability to read well

% of students testing proficient in 3rd-grade reading

	2012-13	2013-14	2014-15
Brookville	96.8%	96.8%	93.6%
Centerville	94.0%	94.3%	93.1%
Dayton	54.8%	59.5%	58.0%
Huber Heights	83.6%	79.8%	78.1%
Jefferson Township	60.9%	89.5%	96.4%
Kettering	88.7%	92.1%	91.9%
Mad River	78.3%	82.3%	75.0%
Miamisburg	88.6%	87.1%	87.8%
New Lebanon	80.2%	91.7%	92.9%
Northmont	89.5%	91.1%	86.8%
Northridge	75.2%	73.1%	69.8%
Oakwood	98.6%	99.3%	98.5%
Trotwood-Madison	71.4%	74.4%	71.4%
Valley View	90.6%	89.6%	82.3%
Vandalia-Butler	90.4%	93.4%	89.4%
West Carrollton	82.3%	81.3%	80.9%



Montgomery County
Ohio

Source: Ohio Department of Education



More than 12,500 children joined Dayton Metro Library's 2015 Summer Reading Club, with 15 of 22 branches increasing their participation.

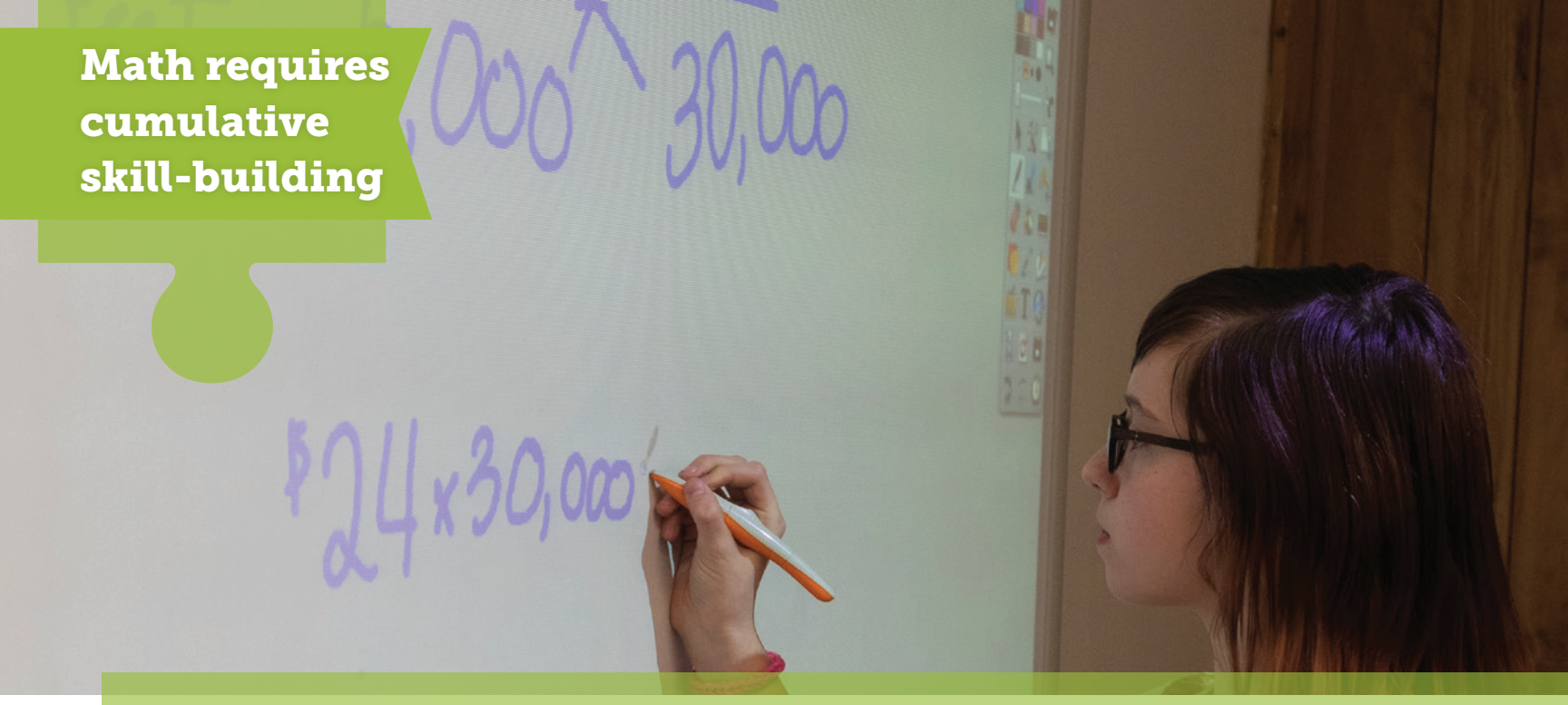
500 Dayton-area YMCA campers enrolled in their library's summer reading club.

Students with 90% or better attendance in the 5-week BELL summer learning program showed a **2-month reading gain**.

Our community is applying for more federal **21st Century Community Learning grants**.

A STEM-based afterschool program piloted by the University of Dayton's School of Engineering and Kiser PreK-6 School helped improve reading scores of participating 3rd-graders who made a **3-month gain**.

Math requires cumulative skill-building



Mastering math in 8th and 9th grade prepares young people for demanding math courses that are gateway requirements for science, technology, engineering and math career opportunities.

And, of course, the more math courses that students take in high school, the easier time they have with the subject in college or with the math concepts required for post-high school certificates.

There's also a relationship between succeeding in math and completing difficult tasks. Some research finds that students who pass Algebra II are more likely to enroll in college and to earn a degree.

Math develops memory, reasoning and logic



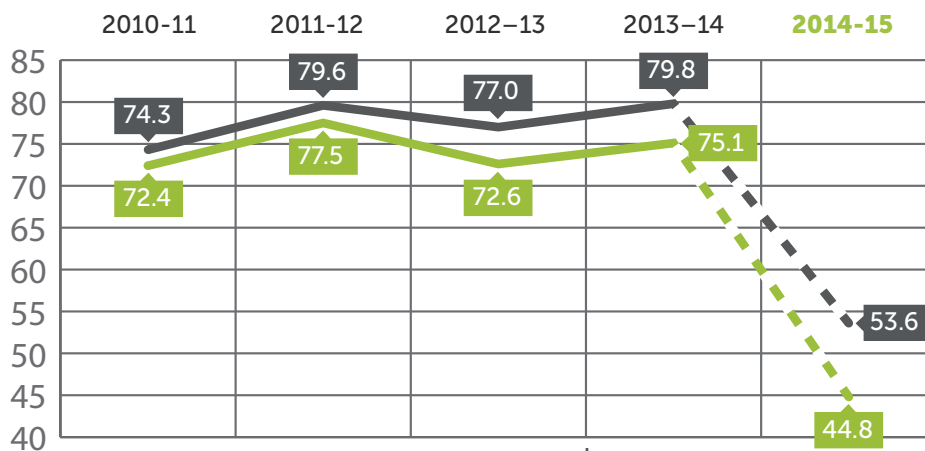
*In previous annual reports, we showed 4th-grade math scores for our students. But we're now targeting 8th-grade math performance because of its association with greater educational attainment.

It's also important to note that in 2014-15, Ohio adopted the new, more demanding Partnership for Assessment of Readiness for College and Careers math assessment. Not just in Montgomery County, but all across the state, **districts saw their students' scores drop dramatically**. In 2015-16, another new assessment — from the American Institutes for Research — was given. While the latter scores have not been released, it will be impossible again next year to make year-to-year comparisons.

There are two important things to understand about how Ohio's testing landscape is changing:


- We are raising the bar for students — a positive and critical change that will ensure that more students will be college- and career-ready.
- The transition to different and more difficult tests inevitably will require changes in instruction and curricula — which will take time and make it more difficult to drive up scores quickly.

	% of students testing proficient in 8th-grade math*		
	2012-13	2013-14	2014-15
Brookville	89.8%	97.2%	88.5%
Centerville	91.1%	92.2%	75.4%
Dayton	48.6%	50.5%	18.7%
Huber Heights	71.5%	71.1%	30.1%
Jefferson Township	36.4%	45.5%	32.0%
Kettering	84.9%	91.4%	72.6%
Mad River	70.0%	75.3%	49.6%
Miamisburg	82.4%	84.8%	50.7%
New Lebanon	80.2%	94.5%	52.0%
Northmont	85.6%	84.0%	53.8%
Northridge	64.8%	61.8%	26.5%
Oakwood	98.1%	96.8%	95.0%
Trotwood-Madison	35.0%	48.2%	16.1%
Valley View	85.2%	85.8%	62.5%
Vandalia-Butler	85.1%	90.2%	46.6%
West Carrollton	75.0%	79.4%	34.9%



Montgomery County
Ohio

Ohio adopts a new test for measuring math proficiency



Getting a diploma isn't optional

Full-time workers who don't have a high-school diploma can expect to earn about \$25,000 a year — not nearly enough to support a family or to have the middle-class lifestyle that we want for our children. When families struggle, so do communities.

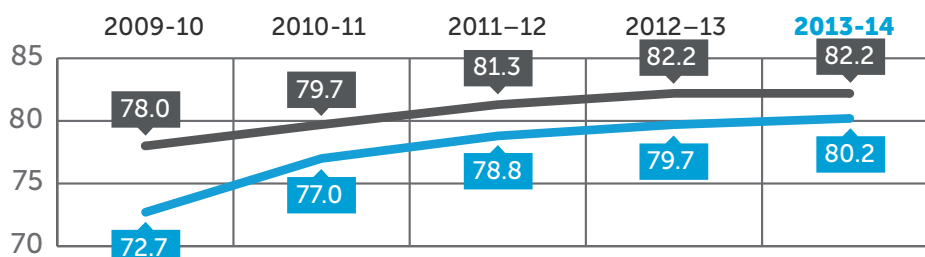
Though high-school graduation rates are up from five years ago, we can't let young people choose to drop out.

We need students to explore career pathways even before they get to high school — so they are engaged in their high-school classes and can imagine themselves in a profession or job that they'll love.

We need to focus on attendance, making sure to identify — and especially to assist — students who chronically miss school and are at risk of not graduating.

A high-school education isn't enough

	High-School Graduation Rate		
	2011-12	2012-13	2013-14
Brookville	95.3%	92.1%	91.3%
Centerville	94.1%	95.1%	95.3%
Dayton	69.9%	72.2%	72.2%
Huber Heights	86.4%	82.3%	84.2%
Jefferson Township	75.0%	92.9%	91.8%
Kettering	92.4%	95.7%	94.3%
Mad River	82.6%	83.6%	80.9%
Miamisburg	91.8%	94.4%	93.0%
New Lebanon	81.8%	84.8%	86.2%
Northmont	95.0%	93.8%	94.7%
Northridge	77.6%	73.1%	79.5%
Oakwood	99.4%	95.9%	95.7%
Trotwood-Madison	77.3%	74.8%	75.4%
Valley View	94.9%	89.3%	92.5%
Vandalia-Butler	95.8%	96.6%	95.5%
West Carrollton	80.5%	86.2%	91.3%



Montgomery County
Ohio

Source: Ohio Department of Education



Ohio's method for determining graduation rates is one of the few measures that our community is tracking that **has not changed in recent years.**

Our high schools are creating a college-going culture annually by promoting College Application Month and assisting students with their applications.

Seniors at all of Montgomery County's 25 public and private high schools celebrated the **2nd Signing Day in the Spring of 2016**, with students publicly announcing their post-high school education and career plans.

Education can't end with high school



Thirty years ago, just over a quarter of jobs required education after high school.
By 2020, researchers estimate 65% of all jobs will require training after high school or a degree.

Georgetown University's Center on Education and the Workforce predicts:

- 35% of job openings will require at least a bachelor's degree
- 30% of job openings will require some college or an associate's degree

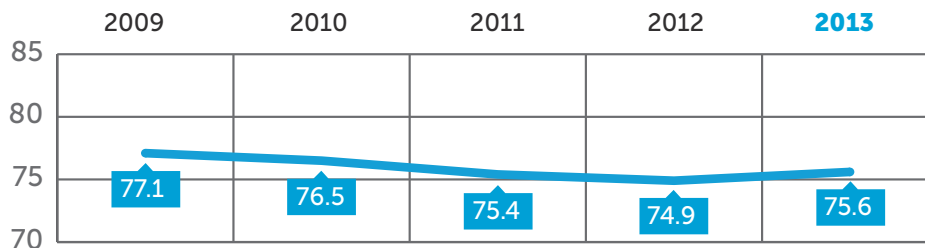
Just 36% of job openings will not require education beyond high school.

We need every student to have a plan for after graduation –
Is he or she going to college?
Earning a certificate?
Joining the military?

The first step to completion is enrolling

College Enrollment anytime within 2 years of graduation

	Class of 2011	Class of 2012	Class of 2013
Brookville	78.3%	71.9%	76.3%
Centerville	88.9%	87.1%	88.8%
Dayton	70.5%	68.9%	71.2%
Huber Heights	72.7%	73.3%	74.2%
Jefferson Township	67.9%	74.4%	65.9%
Kettering	74.1%	73.2%	71.6%
Mad River	66.5%	66.5%	66.8%
Miamisburg	76.6%	73.8%	77.1%
New Lebanon	73.8%	72.6%	63.2%
Northmont	76.7%	77.8%	76.5%
Northridge	55.2%	49.3%	50.5%
Oakwood	91.8%	93.1%	94.4%
Trotwood-Madison	72.1%	76.7%	79.8%
Valley View	66.9%	68.8%	66.0%
Vandalia-Butler	80.1%	82.3%	73.4%
West Carrollton	65.4%	65.1%	71.8%



Montgomery County

This information is not
available by state.

Source: National Student Clearinghouse



**We're driving up FAFSA
completion rates —**
so our students understand
they can afford to go to
college and earn a degree
or credential.

More than 55% of
Montgomery County
high-school students
completed a FAFSA
this year.

Employers are demanding degrees

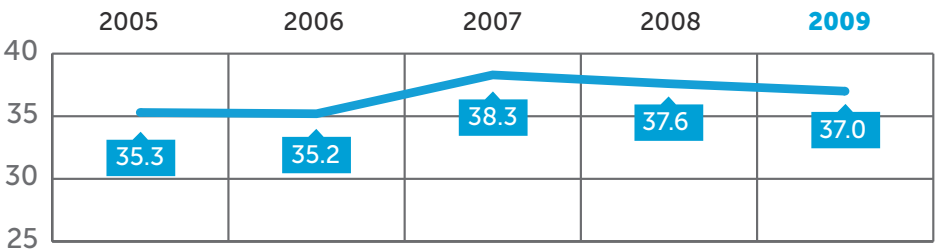


To improve our educational attainment – to keep the Dayton community strong — we need to:

- Expose students to careers and colleges beginning before high school
- Celebrate young people's career and education choices
- Offer students career paths that begin in high school
- Educate students and families about the FAFSA
- Offer young people summer jobs that introduce them to careers
- Provide internships that encourage young people to complete their education

Thriving communities have educated workers

	% Graduating from College within 6 years		
	% of 2007 HS grads completing college by 2013	% of 2008 HS grads completing college by 2014	% of 2009 HS grads completing college by 2015
Brookville	41.7%	40.7%	40.5%
Centerville	57.3%	61.5%	63.8%
Dayton	18.7%	16.6%	17.9%
Huber Heights	30.1%	29.9%	27.9%
Jefferson Township	21.3%	11.8%	9.3%
Kettering	38.9%	39.9%	37.1%
Mad River	27.8%	28.3%	22.3%
Miamisburg	41.0%	35.4%	37.7%
New Lebanon	25.3%	28.1%	20.7%
Northmont	44.1%	43.0%	43.9%
Northridge	16.7%	14.6%	8.6%
Oakwood	73.5%	69.7%	72.6%
Trotwood-Madison	24.4%	25.9%	21.8%
Valley View	42.4%	33.6%	34.4%
Vandalia-Butler	49.8%	48.9%	43.7%
West Carrollton	23.2%	19.1%	30.2%



Montgomery County

This information is not available by state.

Source: National Student Clearinghouse



About 40% of working-age Americans have at least a 2-year degree — Montgomery County lags the national average.

Over a career, the average worker with a bachelor’s degree will earn about **\$1 million more** than a worker without a postsecondary education.

**Our community's initiatives in support of families and their children
wouldn't be possible without generous leadership and financial support.**

**We thank each of our partners and supporters for all they contribute to make our
community stronger and young people successful!**

2016-17 Learn to Earn Dayton Board of Trustees

Jon Allison, CareSource

Mary Boosalis,
Premier Health

Dale Brunner,
YMCA of Greater Dayton

Ron Budzik, Dayton
Business Committee (Chair)

Rusty Clifford,
West Carrollton Public
Schools (Treasurer)

Bob Curry,
Dayton Business Committee

Frank DePalma,
Montgomery County ESC
(Vice-Chair)

John Haley, Gosiger

Steve Johnson,
Sinclair Community College

Karen Lampe,
Creative World of Childcare

Tim Kambitsch,
Dayton Metro Library

Michelle Kaye, PNC

Kippy King,
Mathile Family Foundation

Debbie Lieberman,
Montgomery County
Commission

Jarrod McNaughton,
Kettering Health Network

Jeffrey J. Mims,
Dayton City Commission

Scott Murphy, Past-Chair
of Updayton

Phillip Parker, Dayton
Chamber of Commerce

Mike Parks,
Dayton Foundation

Jenni Roer, The Frank M.
Tait Foundation (Secretary)

Colleen Ryan, Vectren

Tracy Sibbing, United Way
of the Greater Dayton Area

Rev. Vanessa Ward,
Omega Baptist Church

Nan Whaley, Mayor,
City of Dayton

2016-17 Early Learning Advisory Board

Shauna Adams, Ed.D.,
University of Dayton;
Center for Early Learning

Pam Albers, Help Me Grow
Brighter Futures

Betsy Apolito, Region 10
State Support Team

Mary Burns, Miami Valley
Child Development Centers

Lorna Chouinard,
4C for Children Miami Valley

Shannon Cox,
Montgomery County ESC

Vanessa Freytag,
4C for Children

Rachel Gut,
Dayton Metro Library

Debbie Hall, Montgomery
County Department of Job
and Family Services

Tasha Johnson,
Dayton Christian Center

Karen Lampe,
Creative World of Childcare

Karen Lombard,
Dayton Public Schools

Catherine Rauch,
Human Services
Planning & Development
Montgomery County

Jenni Roer, The Frank M.
Tait Foundation

Tracy Sibbing, United Way
of the Greater Dayton Area

Dwayne Smith, Montgomery
County Department of Job
and Family Services

Tina Spaulding, ThinkTV

Rev. Vanessa Ward,
Omega Baptist Church

Thank you to all of our steadfast partners:



STAFF

Tom Lasley
Chief Executive
Officer

Robyn Lightcap
Executive Director

Ritika Kurup
Director of
Early Learning

Ellen Belcher
Communications
Director

Kelly Geers
Director of
Workforce

Marie Giffen
Director of Finance

Ashley Marshall
Director of
Preschool Promise

Charmaine Webster
Preschool Promise
Program Manager

Errin Siske
Creative Director