

ENSURING OHIO CAN COMPETE:

**Meeting Ohio's
2025 Attainment Goal**



ONE STEP AT A TIME

KINDNESS MATTERS



On January 31, 2018, Ohio’s cradle-to-career initiatives, college access organizations and multiple statewide educational groups joined together to bring attention to Ohio’s goal that, by 2025, 65% of its citizens will have a 2-year or 4-year degree or a marketable credential.

This goal is an imperative — not a pie-in-the-sky hope. Employers have choices about where they invest. They will go where they can hire well-trained and well-educated workers.

As the data on the following pages show, Ohio and our young people are behind on too many important and predictive benchmarks. Whether we look at statewide data or data that’s specific to Cleveland and a large swath of rural southeastern Ohio, the challenges are the same. Tragically, across the State, we are especially behind on supporting our children of color and our high-need children. Educating only some children well is not good enough.

In today’s fiercely competitive global economy, education is what distinguishes the haves from the have nots. Those who get a good education are healthier and happier. They live longer. They earn more money. They’re less likely to lose their jobs, and they’re more able to support their own children.

If our citizens prosper, so will our State.

Ohio is doing a lot of the right things. We have created the Step Up to Quality initiative that is helping Preschools improve. We are beginning the work to help students learn — starting in the elementary years — about exciting careers and the need to continue their education after high school. We’re pushing schools to ensure every child has an education plan for after high school. Ohio has adopted College Credit Plus, which is helping students save money and also get a head start on earning college credit.

But we have much more work to do. Our tasks are urgent.

Take a look at the charts and especially the disaggregated data. Share the information with others. Most important, commit to doing your part to helping Ohio hit 65% by 2025!

Table of Contents

Policy recommendations for increasing Ohio’s education attainment 2-5

Context for Ensuring Ohio Can Compete 6

Attainment ranking by State 7

% of Americans over 25 receiving Medicaid, SNAP by education level..... 8

Unemployment rates for Americans by age, education..... 9

Statewide access to quality early childhood experiences 10

Statewide K-readiness data..... 11

Success rate at Ohio community colleges 12

6-year graduation rate at Ohio public universities 13

Appalachian P-20 Council student success metrics..... 14-19

Cuyahoga County access to quality early childhood experiences..... 20

Cleveland Metropolitan School District student success metrics..... 21-25

Comparing Ohio’s need-based aid..... 26

Ohio’s need-based aid expenditures 27

Ohio attainment rates by race and ethnicity..... 28

National attainment rates for young people by family income..... 29



Ohio's Job #1: Ensure an educated workforce

To compete, Ohio needs 65% of adults to have a degree or credential by 2025

Providing young people a high quality education is more than the right thing to do. It's a competitive imperative and Ohio's most important economic development strategy. If employers can't hire educated and trained workers, they will take their jobs elsewhere.

Creating a 21st-Century workforce requires delivering a quality education to all children, especially our poorest children. To ensure equity, we need to examine disaggregated data and look at sub-populations of students' success rates. Educating just some of our young people is not good enough.

Some policy recommendations

Expand access to high quality early childhood experiences for Ohio's most at-risk young children so they start school ready to learn.

Helping children learn when their brains are still being hard-wired helps them start school on track, not behind.

Children who start school behind stay behind. Remedial education and interventions are expensive. A recent independent study of Ohio's *Step Up to Quality* Star Rating system suggests children who attend a 3-Star to 5-Star Rated Preschool score higher on Ohio's Kindergarten Readiness Assessment.

Ensure that all teachers have the academic and clinical preparation they'll need to teach all children, especially children from low-income backgrounds and underrepresented students, and that future teachers are sufficiently knowledgeable about their content areas.

In addition to driving students' academic success, good teachers also influence young people's earning potential.

Research shows what we all know: A good teacher's impact can be life-long. The relentlessly demanding job of teaching is not for everyone. It should be for Ohio's best and brightest.

Expand standards for social-emotional learning from PreK-12, and provide resources for students who need additional social-emotional development.

Students' social-emotional skills are critical to their ability to achieve in the classroom and ultimately on the job and in life.

Research shows that students who don't have strong social-emotional skills struggle in school. They are more likely to get into trouble, both in school and out of school.

Create robust and meaningful connections between K-12 schools and industry.

Our schools need to educate young people for today's jobs – and for tomorrow's.

Educators must know the skills young people need in order to get and keep good jobs. Students must be exposed early and throughout school to the rewarding careers and jobs that await them. Employers must know how they can support schools to help young people become college- and career-ready.





Revamp and expand Ohio's career-tech training and make it available to all students.

By 2020, 65% of all jobs will require education after high school. Giving students the option of training for a career in high school increases the likelihood they'll go on to earn credentials and degrees.

The need for technically trained workers in trades and in new industries is exploding. Career pathways, with defined progress steps, lead to increased academic success and increased attainment.

Ensure school counselors and other staff are trained to help students know their career and post-high school educational choices.

Ohio's new and important emphasis on college- and career-readiness has changed the job descriptions of already overburdened high-school counselors.

Many counselors don't have time or updated resources to help all students understand that they must have an education plan for high school and beyond, and that there are affordable ways to earn a degree or credential. School counselors need the time to give students this critical guidance and to learn about internships, apprenticeships and job and career opportunities for young people.

Drive up completion of the FAFSA to help students afford education after high school.

Students who complete this all-important financial aid form are more likely to enroll in college and continue their education.

Many families and young people believe they can't afford to get a degree or credential. School counselors and staff are critical to dispelling that myth.

Ensure that all school districts have access to, and use, National Student Clearinghouse data to know their students' success in earning a degree or credential.

These data are powerful for school boards, administrators, counselors and teachers to inform their curriculum decisions.

National Student Clearinghouse data assist educators in understanding how many students, which students, and what groups of students (by race and ethnicity) are continuing their education. Schools cannot celebrate positive trends or turn around negative ones if they don't know about them.

Increase need-based aid to ensure college is affordable for those who lack opportunities and resources.

Ohio is dedicating too little money to need-based aid. To have the number of well-educated workers employers are demanding, all students must be able to afford college and to earn credentials.

Other states are aggressively making college and earning a credential more affordable. They're investing in young and older students to stem generational poverty and to give every citizen the chance to get a good job. Ohio ranks 45th in college affordability, in large part because of its inadequate investment in need-based aid.

Non-traditional students need more support and flexible academic paths to earning a degree.

Non-traditional students, especially older students and those who already are in the workforce, often can't afford or can't attend college full-time. They have needs different than those of traditional students.

Rather than letting students wander aimlessly, highly structured and prescribed academic schedules and hands-on guidance help these students complete credentials and graduate quickly and on time. Older students with jobs and families also benefit from the flexibility offered by online and competency-based educational experiences.



ENSURING OHIO CAN COMPETE:

Meeting Ohio's 2025 Attainment Goal

On January 31, 2018, State Sen. Peggy Lehner, chair of the Senate Education Committee, Youngstown University President Jim Tressel and Paolo DeMaria, Superintendent of Public Instruction, joined Eric Hanushek, of Stanford University, to highlight the direct link between Ohio's prosperity and increasing citizens' education levels.

Dr. Hanushek is a nationally recognized expert in the economics of education and has done ground-breaking research about the economic return of having a highly skilled workforce.

Said Sen. Lehner, "Ohio's competitiveness is inextricably linked to increasing the number of Ohioans with a college degree or credential. Our children, young people who will be leaving high school soon, and even adults already in the workforce, must understand that people with post-secondary educations will get – and keep – the good jobs. Everyone else is going to live on the financial edge."

While Ohio's goal is that by 2025, 65% of all working-age adults will have a 2- or 4-year college degree or credential, just 44% of Ohioans currently achieve to that level. Thirty-two states have attainment rates that best Ohio's, according to the Lumina Foundation. Nine states have already crossed the 50% mark.

"Our students at Youngstown State are building their and Ohio's future through education," said President Tressel. "Every young person needs to understand that education is an investment that keeps paying throughout their lives. When they succeed, so does Ohio."

Superintendent DeMaria said, "Ohio's schools understand that our work is all about making sure young people have the knowledge and skills they'll need to continue their learning beyond high school. We're giving them the foundation to be life-long learners who embrace 21st Century challenges and expectations."

The day's events included a luncheon in the Statehouse Atrium where attendees learned how Ohio's young people are performing on critical and predictive P-20 benchmarks. The data they saw (reprinted on the following pages) demonstrate how much work still needs to be done in Ohio to ensure that all young people, and especially young people of color, have the opportunity to compete for living-wage jobs.

Sen. Lehner also chaired a Senate Education Committee hearing on "Connecting the Dots from Cradle-to-Career" where Dr. Hanushek testified.

Others testifying included:

Shannon Jones, Executive Director, Groundwork Ohio
Thomas Lasley, Learn to Earn Dayton
Byron White, StrivePartnership
Scot McLemore, Honda North America Inc.
Rob Connelly, President, Henny Penny Corp.

All events were organized by Ohio's cradle-to-career initiatives, college access organizations and statewide educational organizations committed to increased attainment of Ohio's citizens.

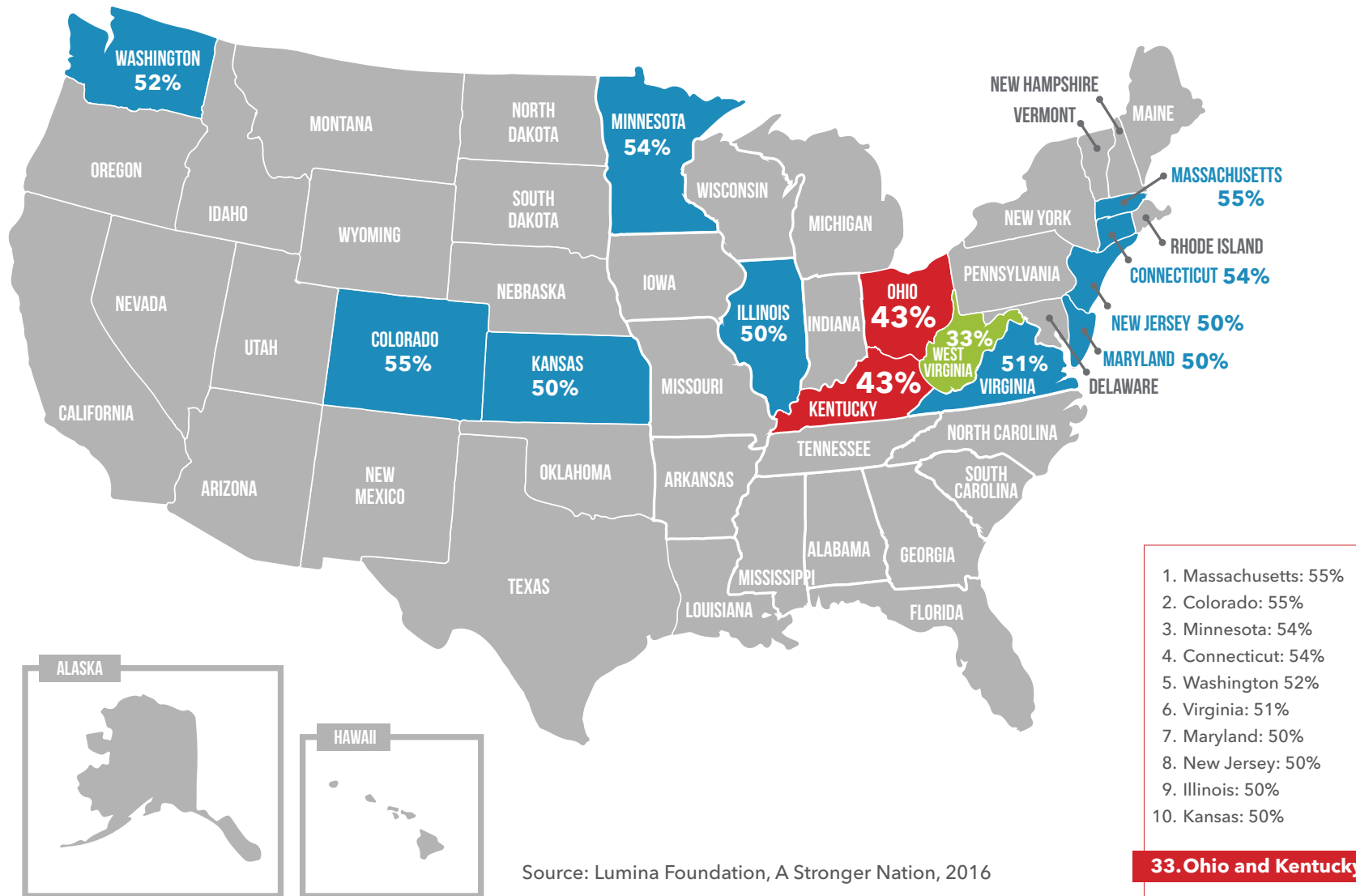


Appalachian Ohio P-20 Council
Aspire Toledo
Central Ohio Compact
Eastern Ohio Education Partnership
Future Ready Columbus

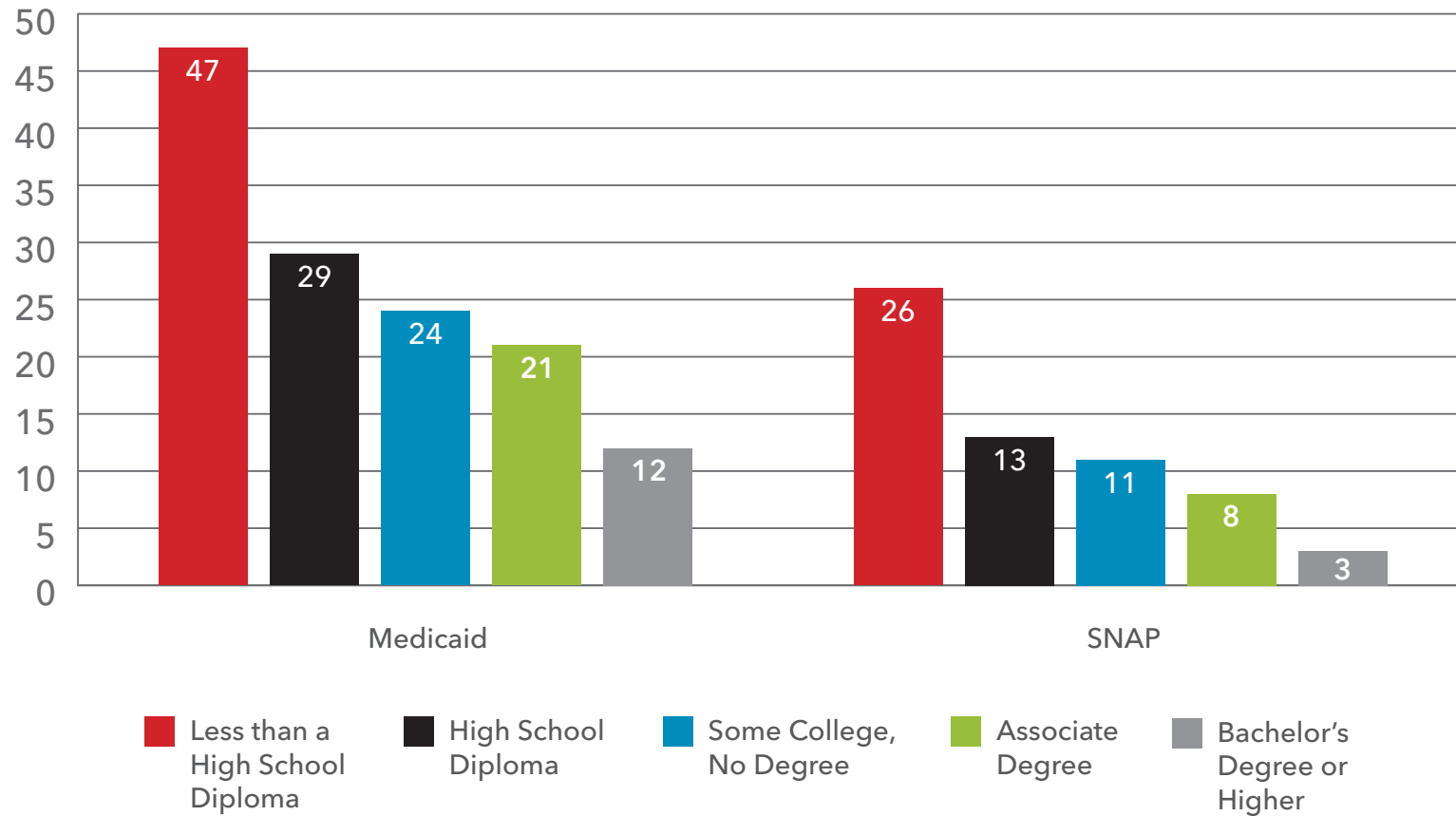
Higher Education Compact of Greater Cleveland
Learn to Earn Dayton
Stark Education Partnership
StrivePartnership
Summit Education Initiative

% of adults between 25-64
with a degree or certificate

National average: 46%

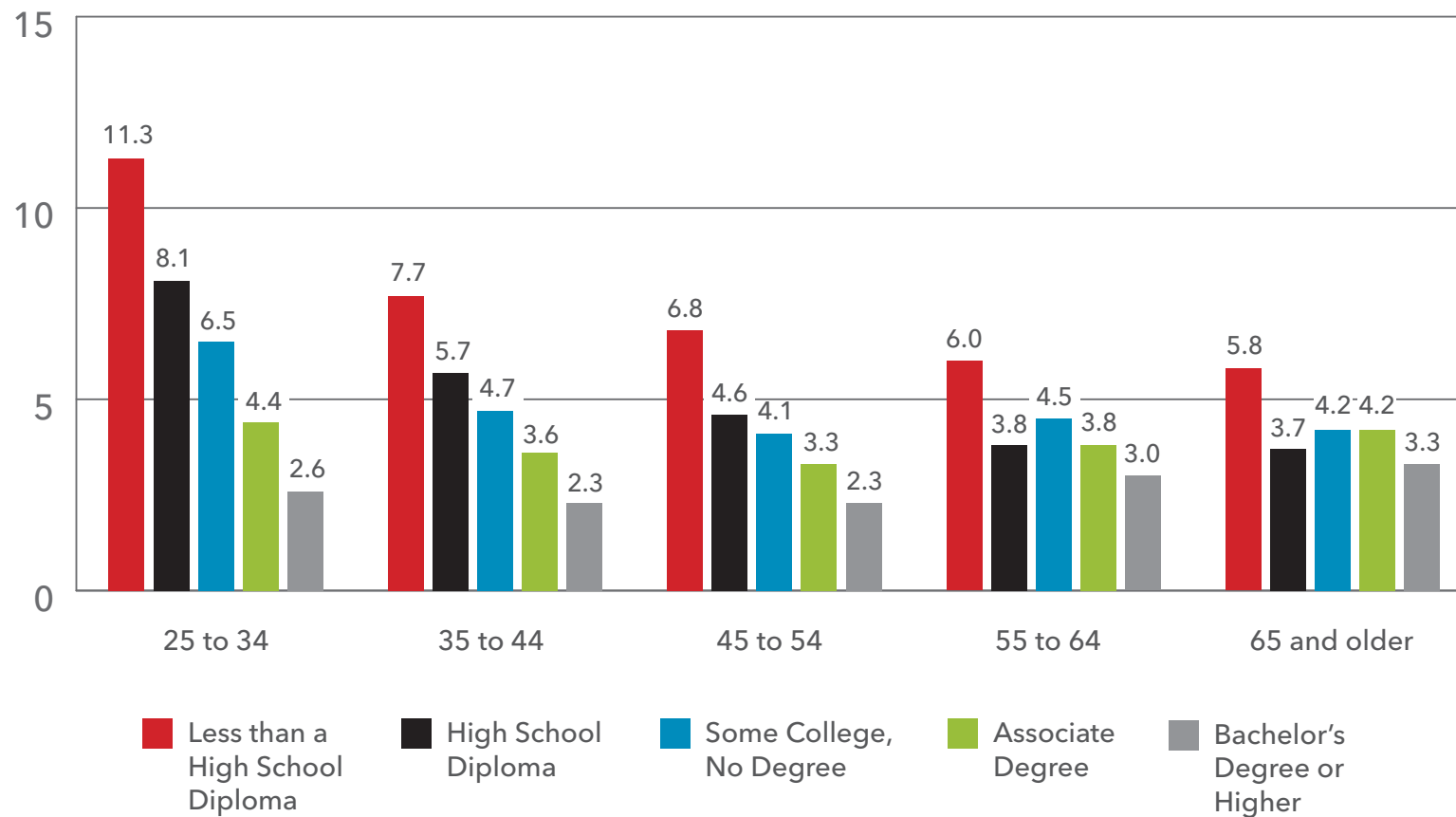


**% of Americans over 25 living in households
receiving Medicaid and SNAP public assistance**



Source: The College Board, *Education Pays 2016*

Unemployment rates for Americans over 25 by age, education level

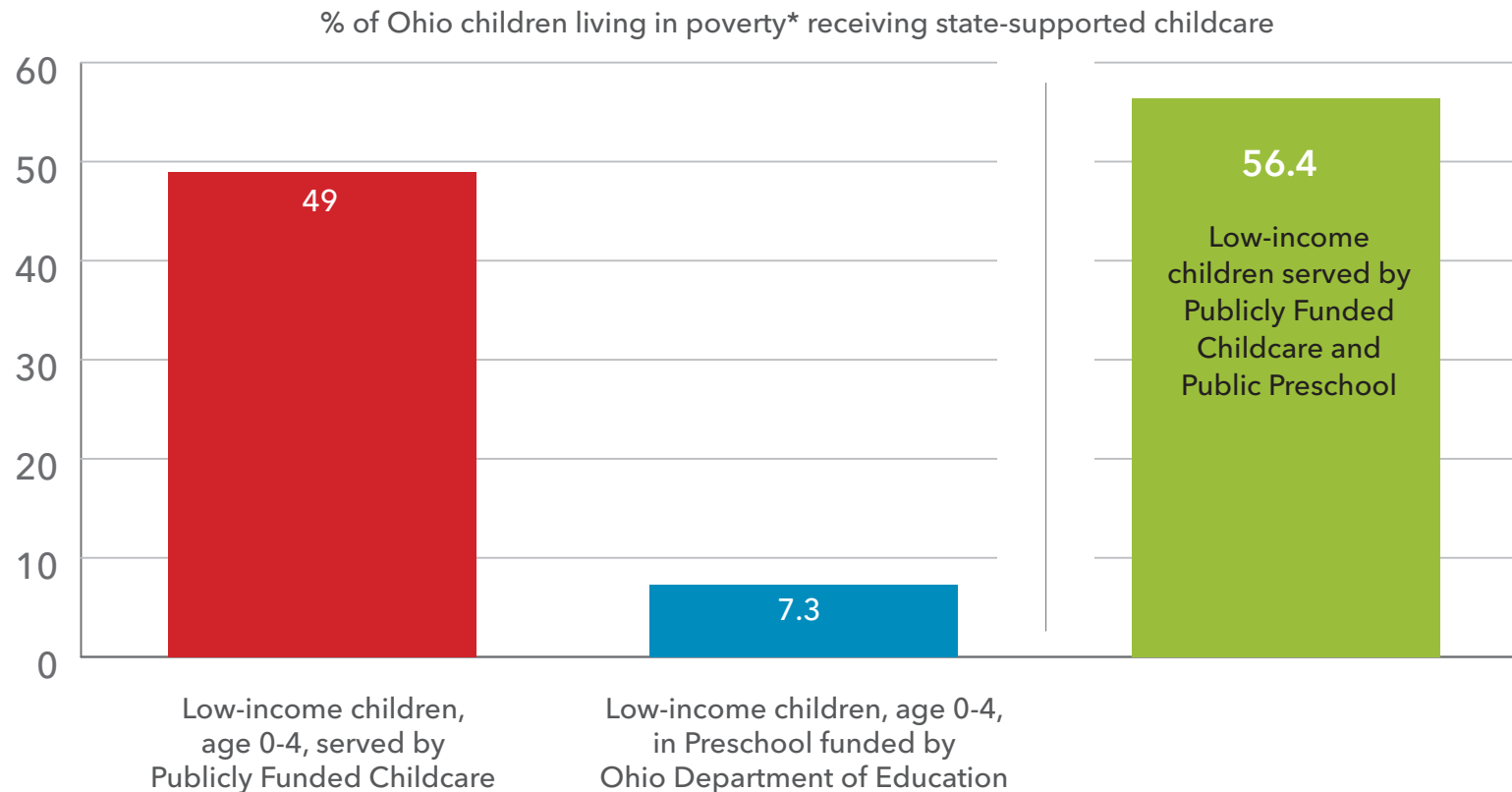


Source: The College Board, *Education Pays 2016*

Access to quality early childhood experiences*

High quality Preschool gets children ready for Kindergarten.

High-need children benefit the most.



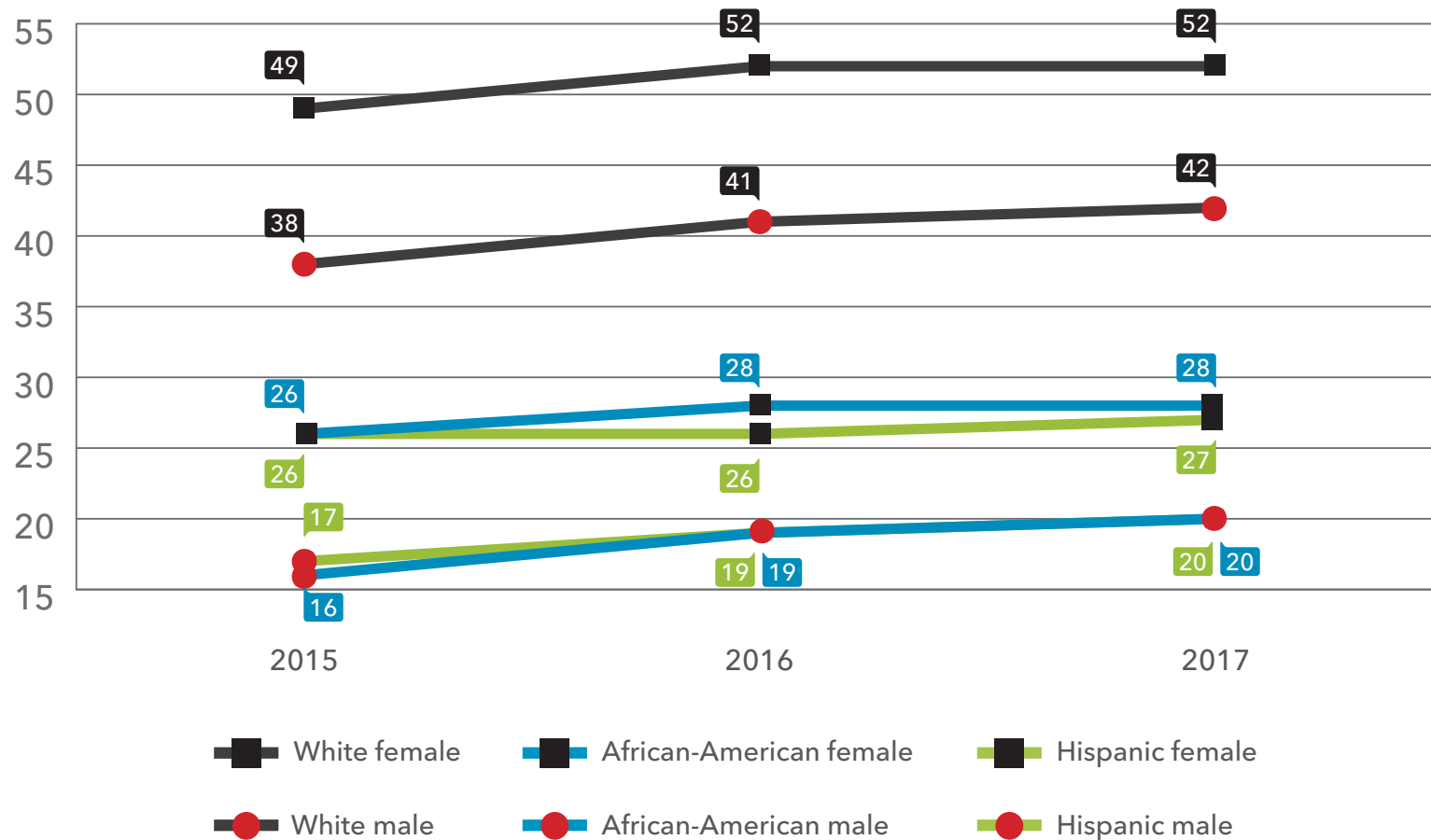
*Data is based on FY 2016 state funding. Low-income is defined as living in families earning at or below 130% of the Federal Poverty Level.

Questions to consider:

Do you think policymakers understand that access to quality early childhood education leads to higher levels of attainment?

Do you agree that going to Preschool helps children start school on track?

% of Ohio children testing 'ready for Kindergarten'

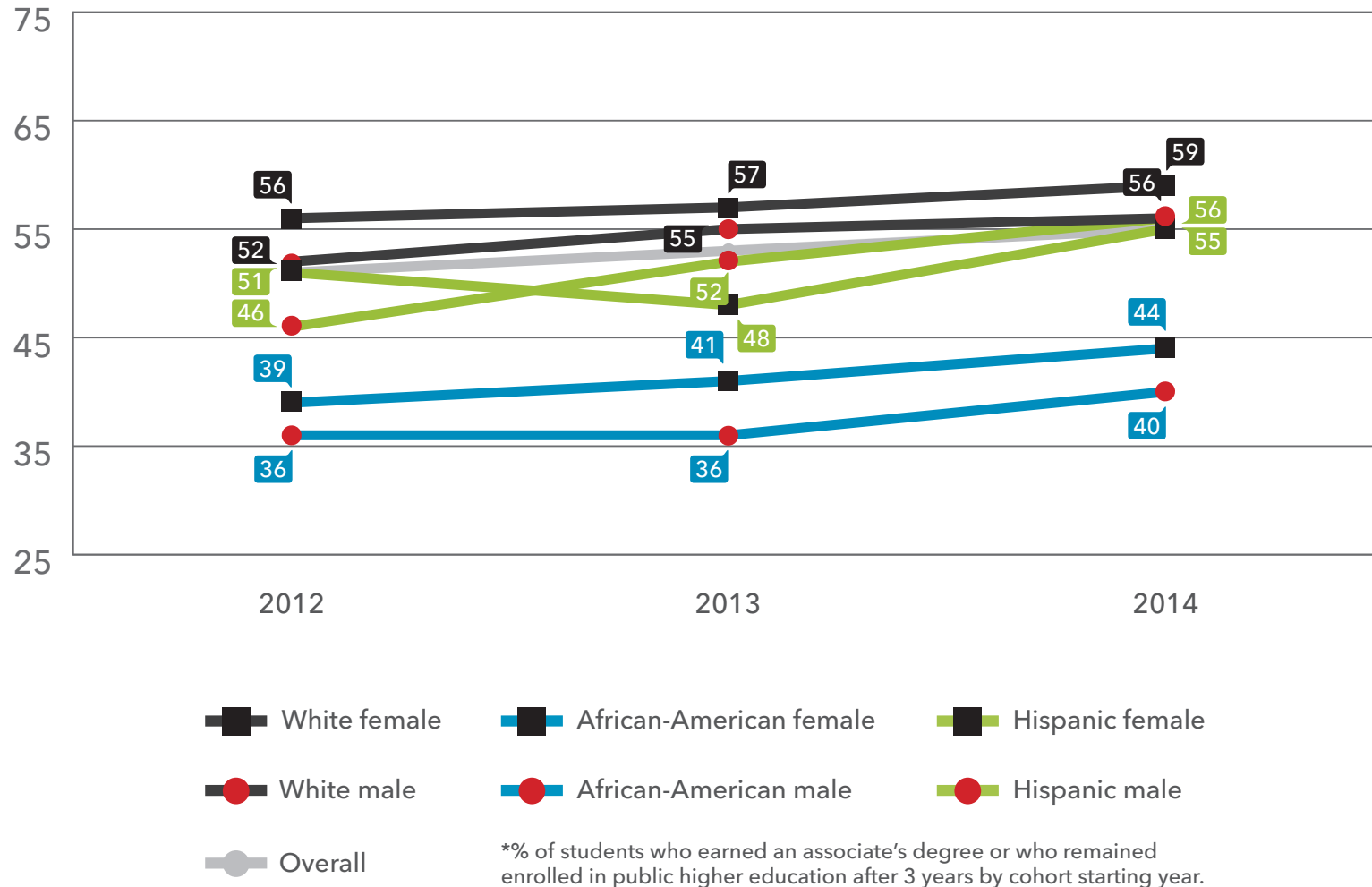


Questions to consider:

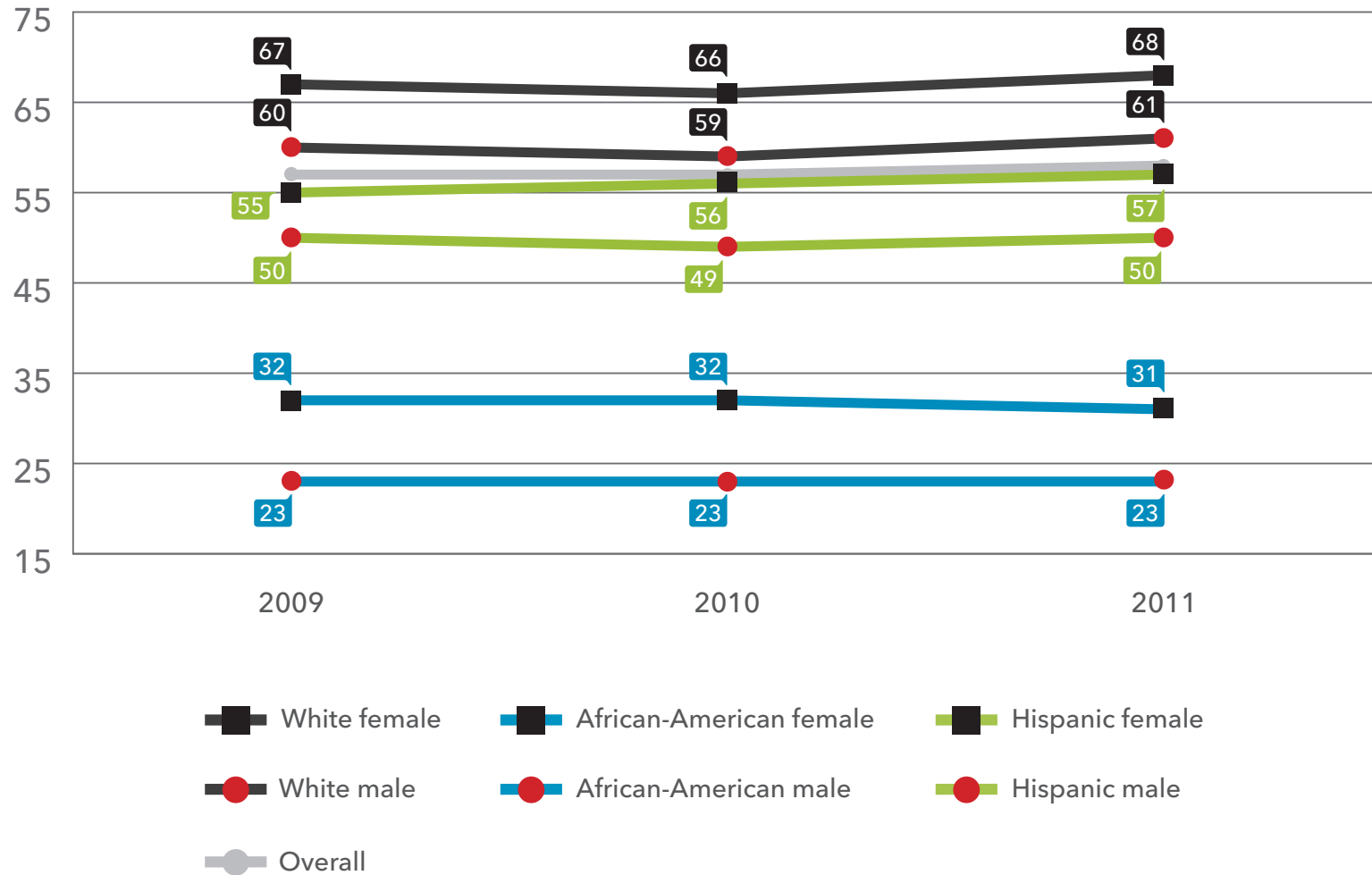
How important do you think it is to help children early if they're behind?

How should we help children catch up, so they don't fall further behind every year?

Success rate at Ohio community colleges*



% of students graduating from an Ohio public college within 6 years*

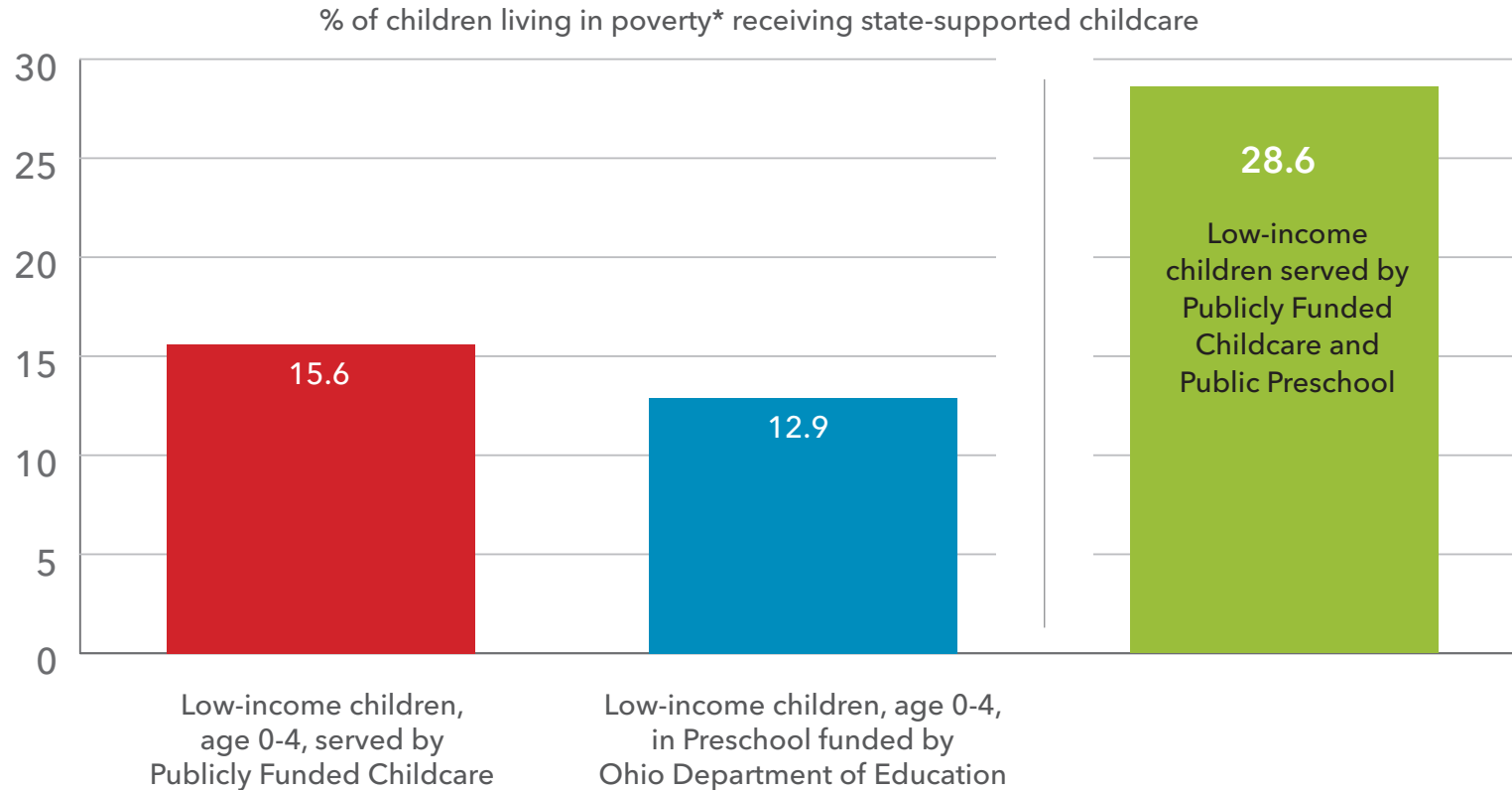


*By cohort starting year.

Access to quality early childhood experiences*

High quality Preschool gets children ready for Kindergarten.

High-need children benefit the most.



*Data is based on FY 2016 state funding. Low-income is defined as living in families earning at or below 130% of the Federal Poverty Level.

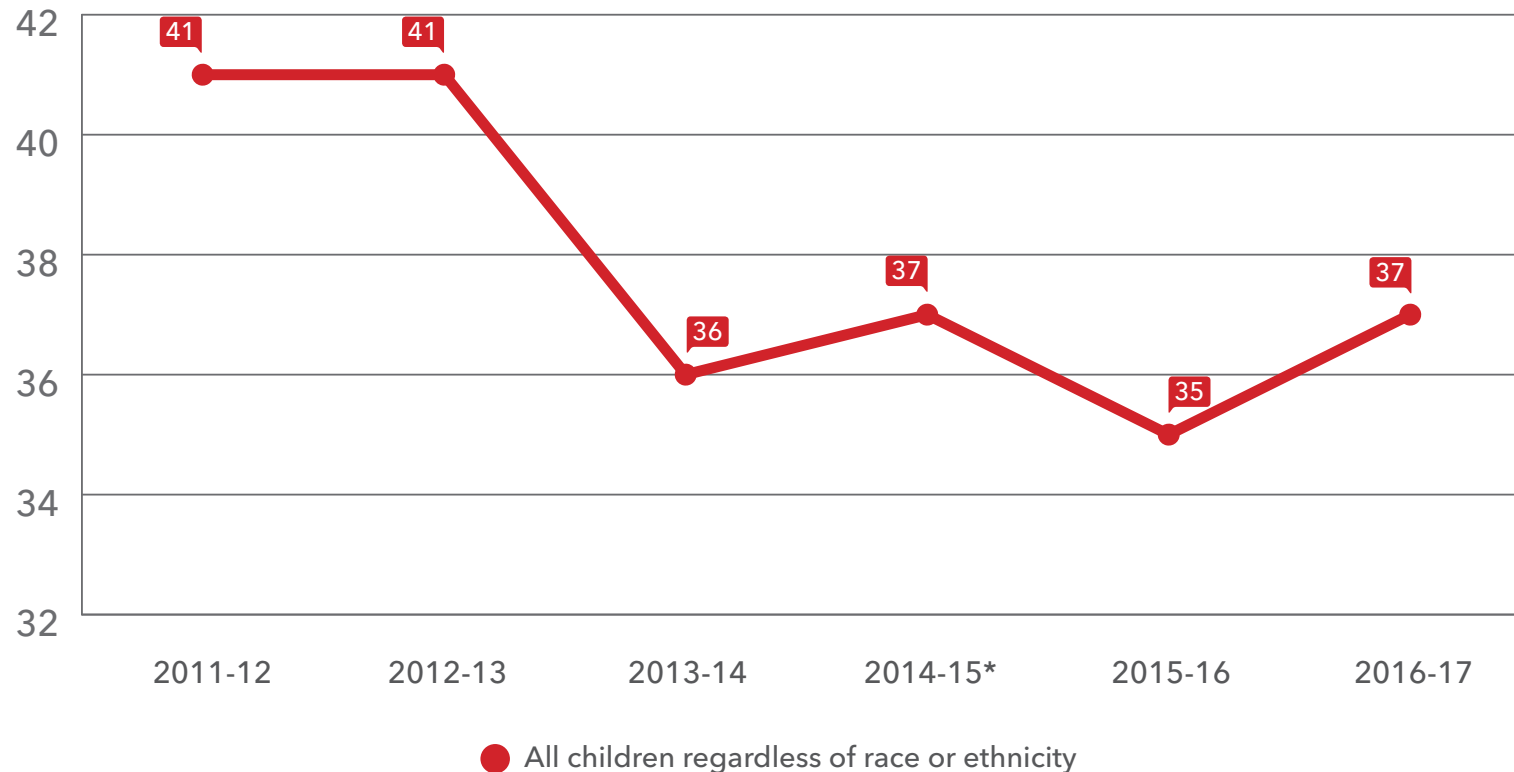
Questions to consider:

Do you think policymakers understand that access to quality early childhood education leads to higher levels of attainment?

Do you agree that going to Preschool helps children start school on track?

% of children testing 'ready for Kindergarten'

Kindergarten teachers are required to assess all students to determine their "readiness" to begin school. Children who start school behind often stay behind.



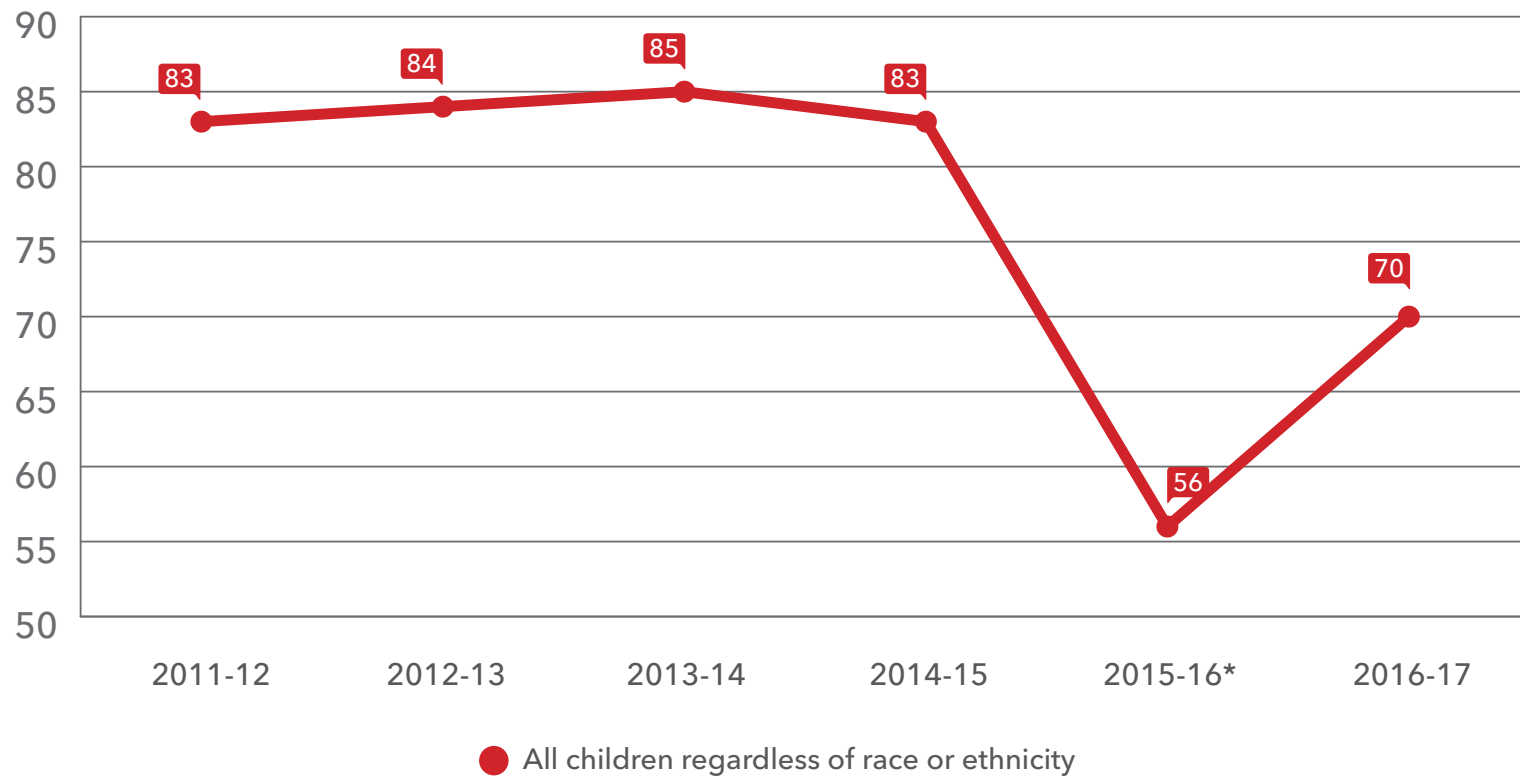
Questions to consider:

How important do you think it is to help children early if they're behind?

How should we help children catch up, so they don't fall further behind every year?

*In 2014-15, Ohio adopted a more demanding readiness assessment.

% of 3rd-grade students testing proficient in reading
Reading is essential to school success. Children who read well in 3rd grade are more likely to graduate from high school.



Questions to consider:

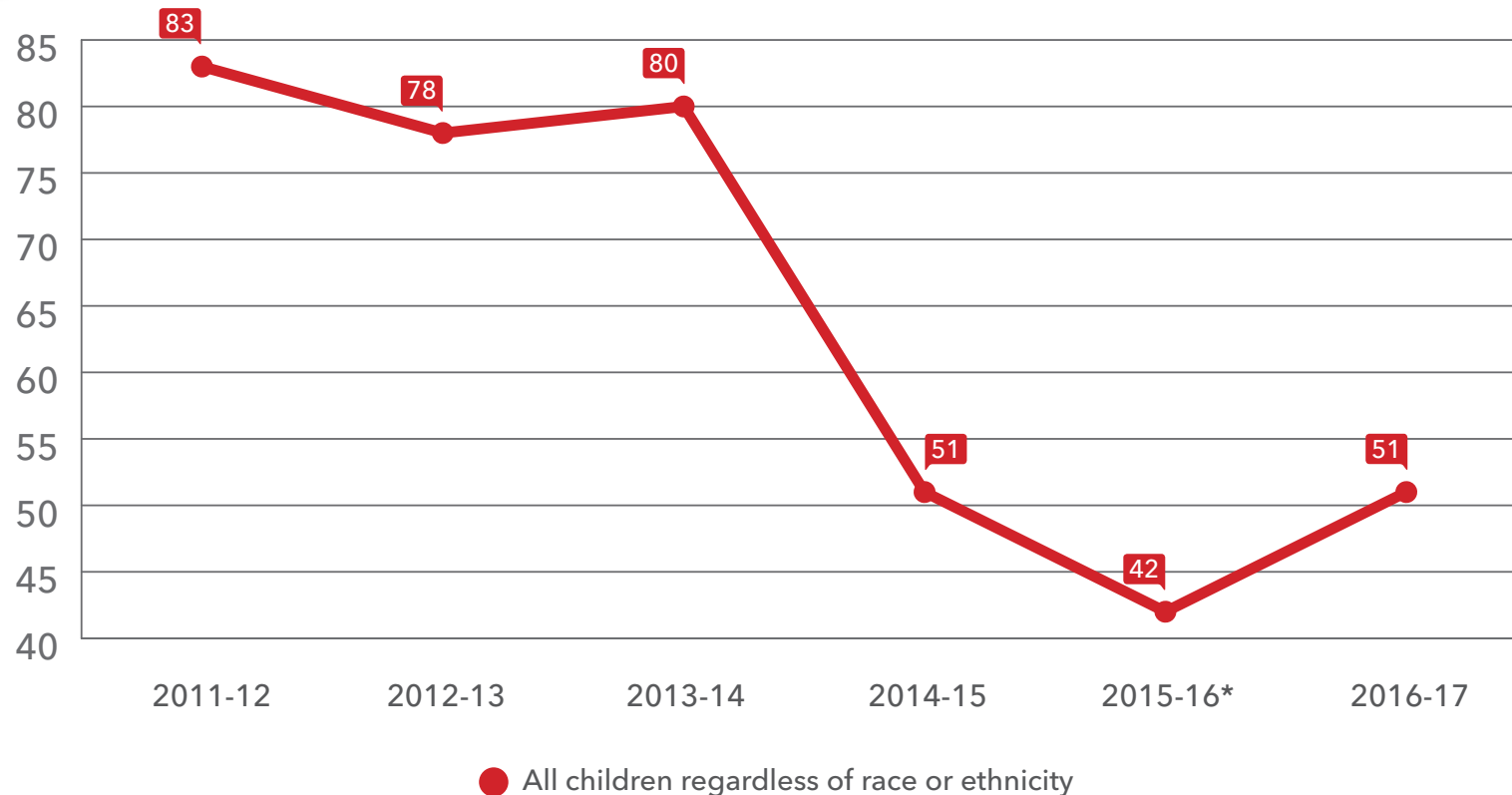
How can we make sure every child is reading proficiently in 3rd grade?

How can we engage families to help their children be stronger readers?

*A more rigorous reading proficiency test was introduced in 2015-16.

% of 8th-grade students testing proficient in math

Math teaches children persistence. 8th-grade math proficiency is a strong predictor of success in college.



Questions to consider:

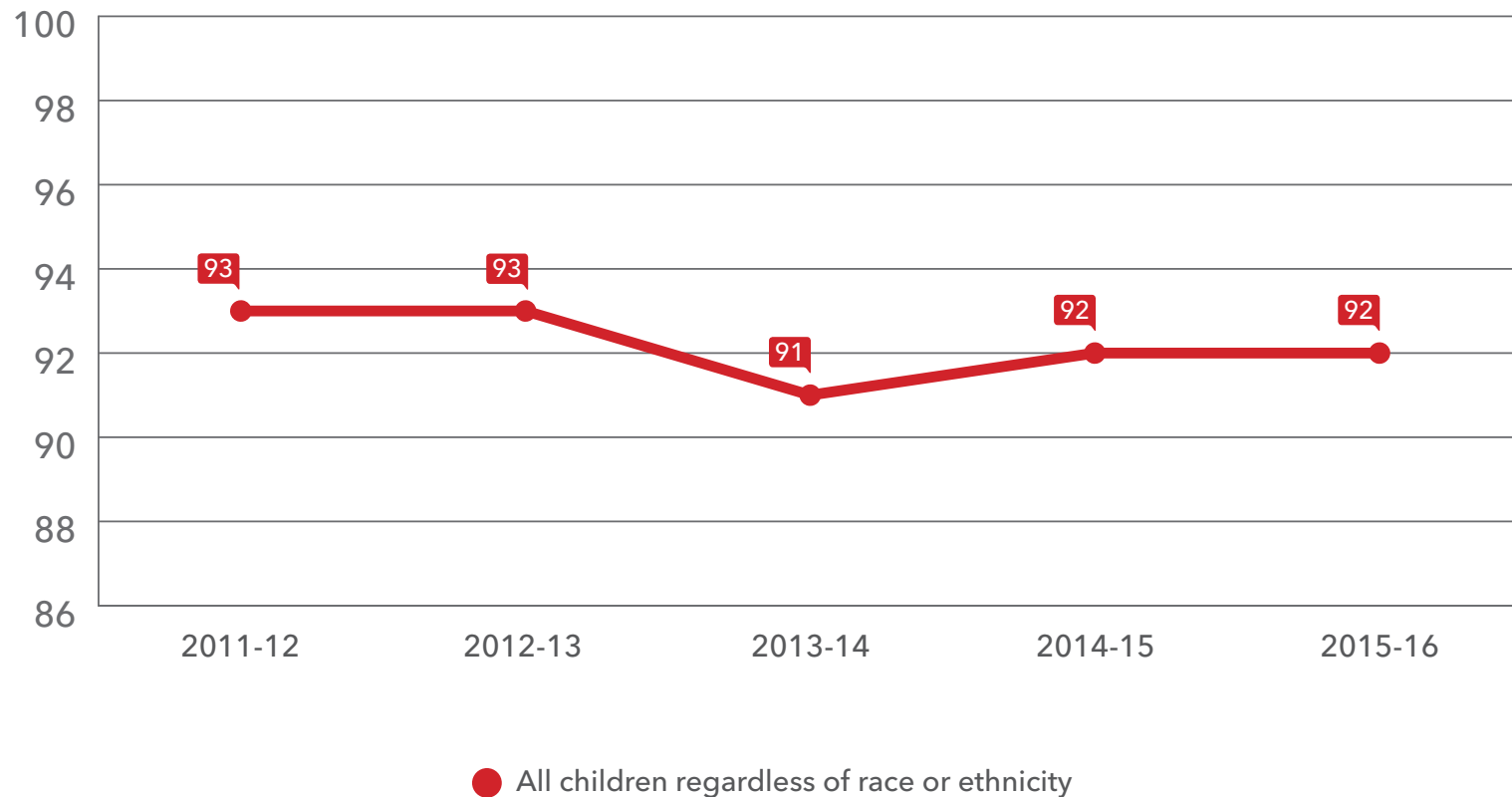
What are the implications of these numbers for students' college- and career-readiness?

How can we help students see the relevance of math to their lives and careers?

*New more rigorous math proficiency tests were introduced in 2014-15 and again in 2015-16.

% of students who graduate from high school

A high-school diploma is a prerequisite for taking the next step to prepare for the world of work — earning a 2- or 4-year degree or getting a certificate.



Questions to consider:

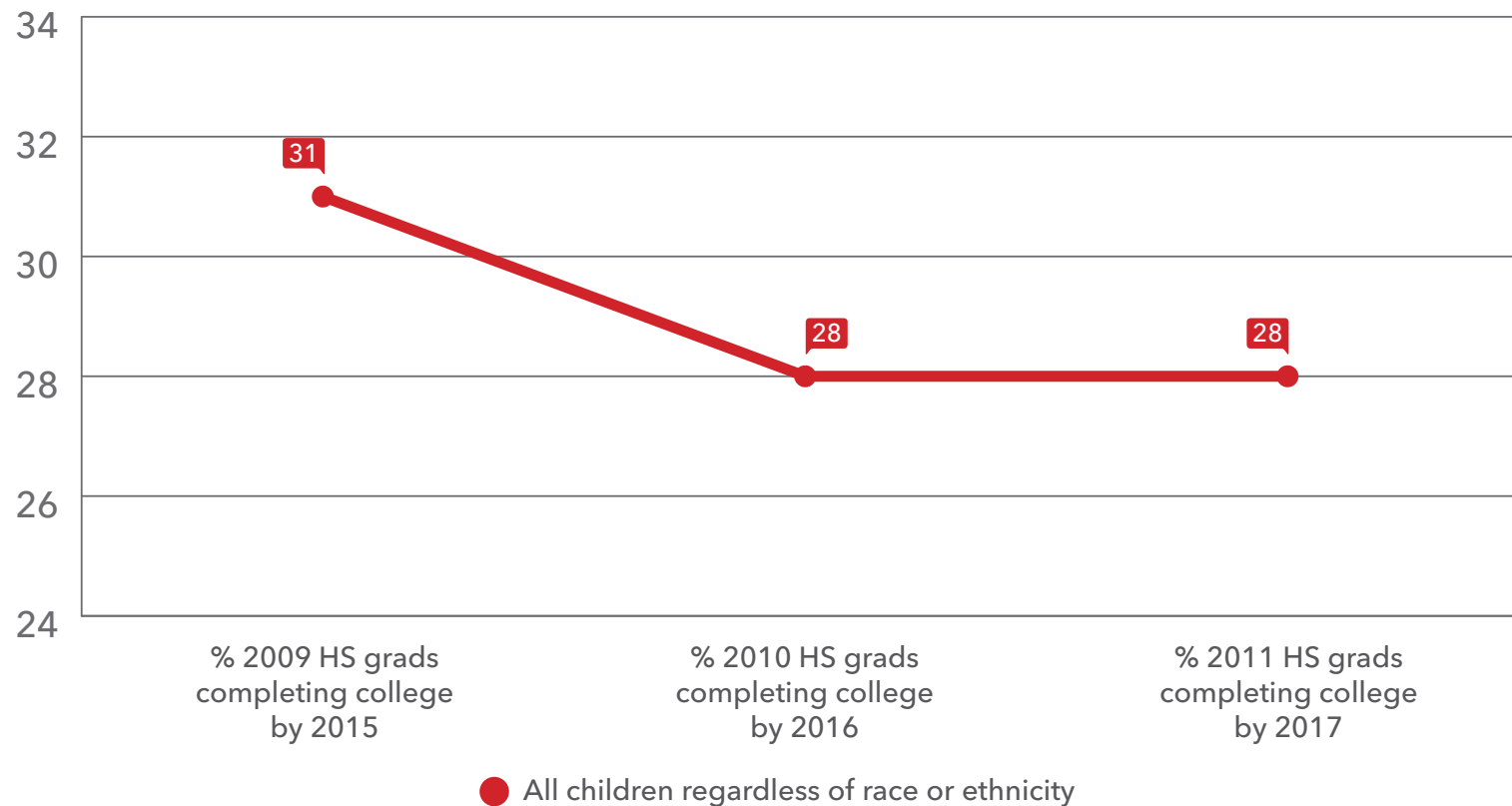
Do you know people who think a high-school diploma is enough to get a good job?

What information will help them understand that's not true?

What are some career pathways students can take that will lead to good jobs?

**% of students graduating
from an Ohio public college within 6 years**

In 2025, almost 2 million Ohioans will not have the education they'll need to compete. Post-secondary education is not optional to getting and keeping good jobs.



Questions to consider:

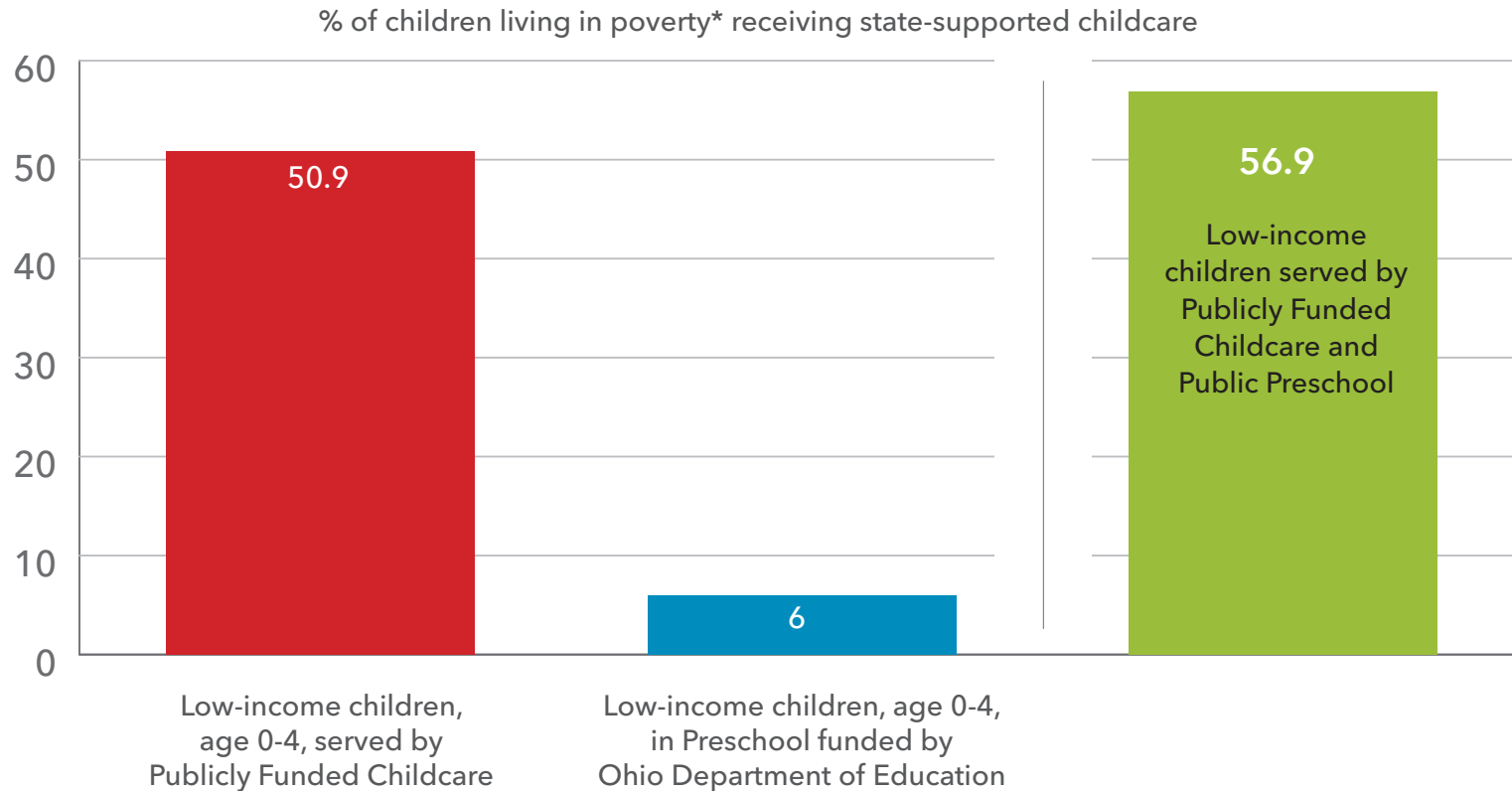
How can we increase the number of young people with 2- and 4-year degrees?

How can we help young people and families understand that they'll need more than a high school diploma to get a secure job?

Access to quality early childhood experiences*

High quality Preschool gets children ready for Kindergarten.

High-need children benefit the most.



*Data is based on FY 2016 state funding. Low-income is defined as living in families earning at or below 130% of the Federal Poverty Level.

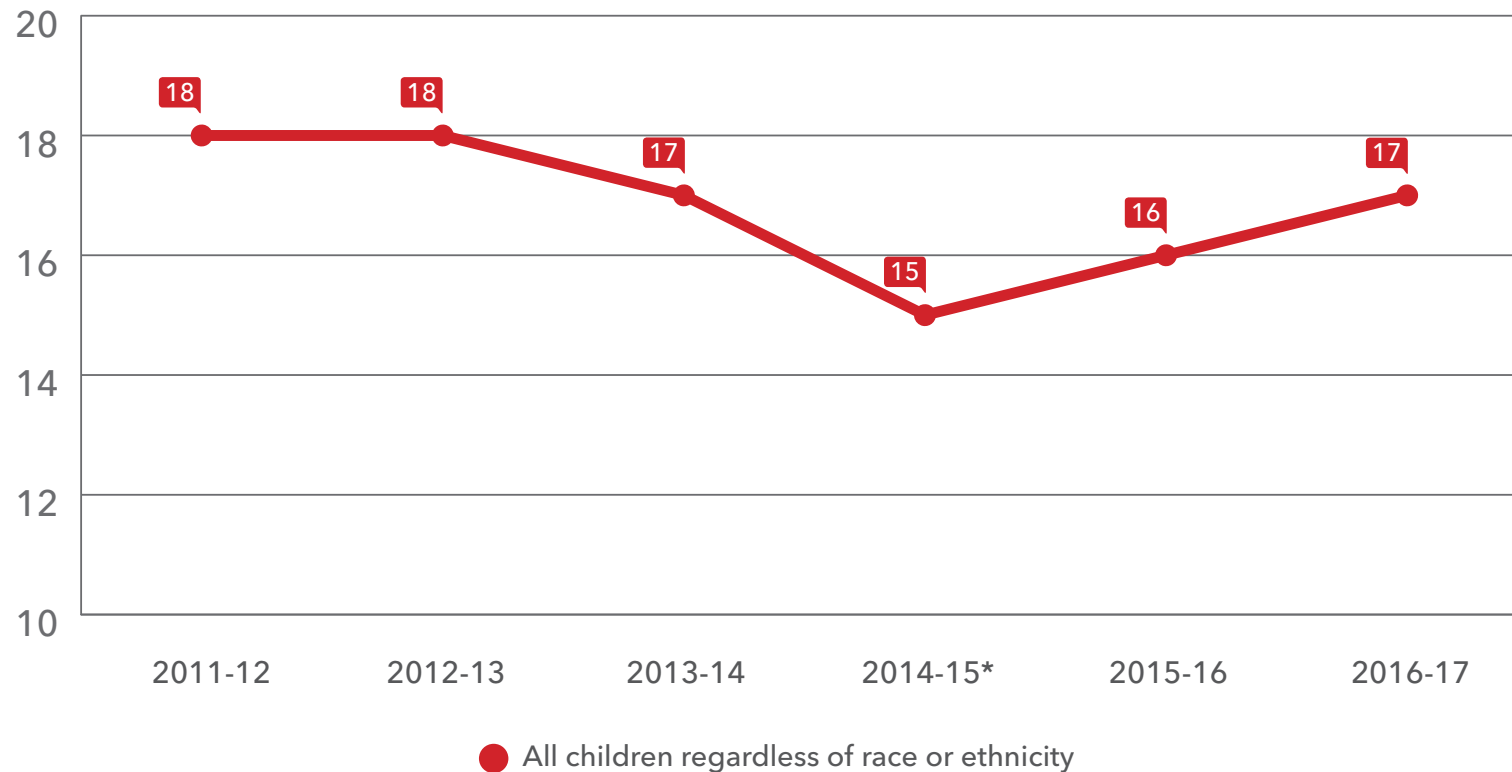
Questions to consider:

Do you think policymakers understand that access to quality early childhood education leads to higher levels of attainment?

Do you agree that going to Preschool helps children start school on track?

% of children testing 'ready for Kindergarten'

Kindergarten teachers are required to assess all students to determine their "readiness" to begin school. Children who start school behind often stay behind.



Questions to consider:

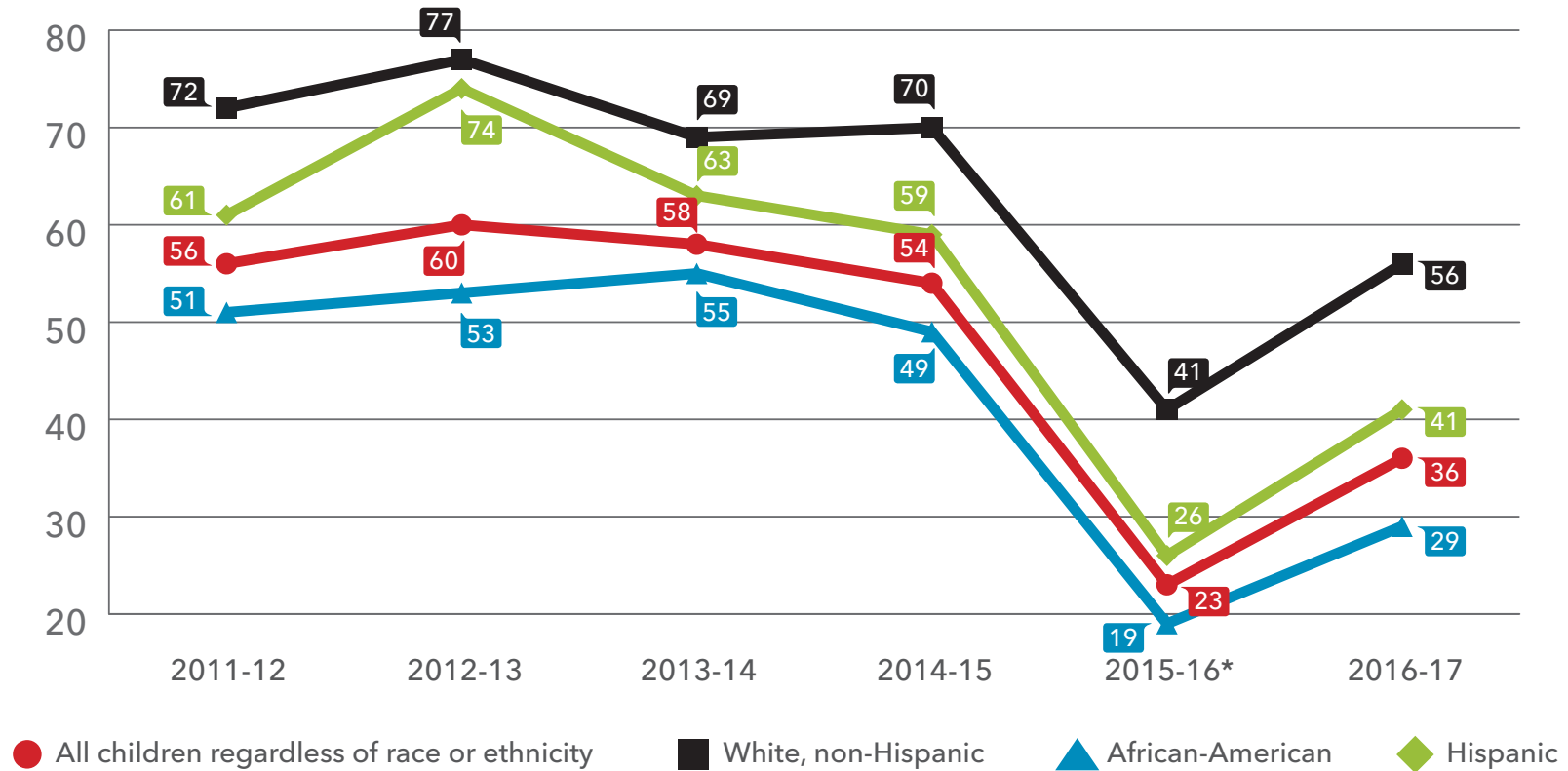
How important do you think it is to help children early if they're behind?

How should we help children catch up, so they don't fall further behind every year?

*In 2014-15, Ohio adopted a more demanding readiness assessment.

Cleveland Metropolitan School District

% of 3rd-grade students testing proficient in reading
Reading is essential to school success. Children who read well in 3rd grade are more likely to graduate from high school.



Questions to consider:

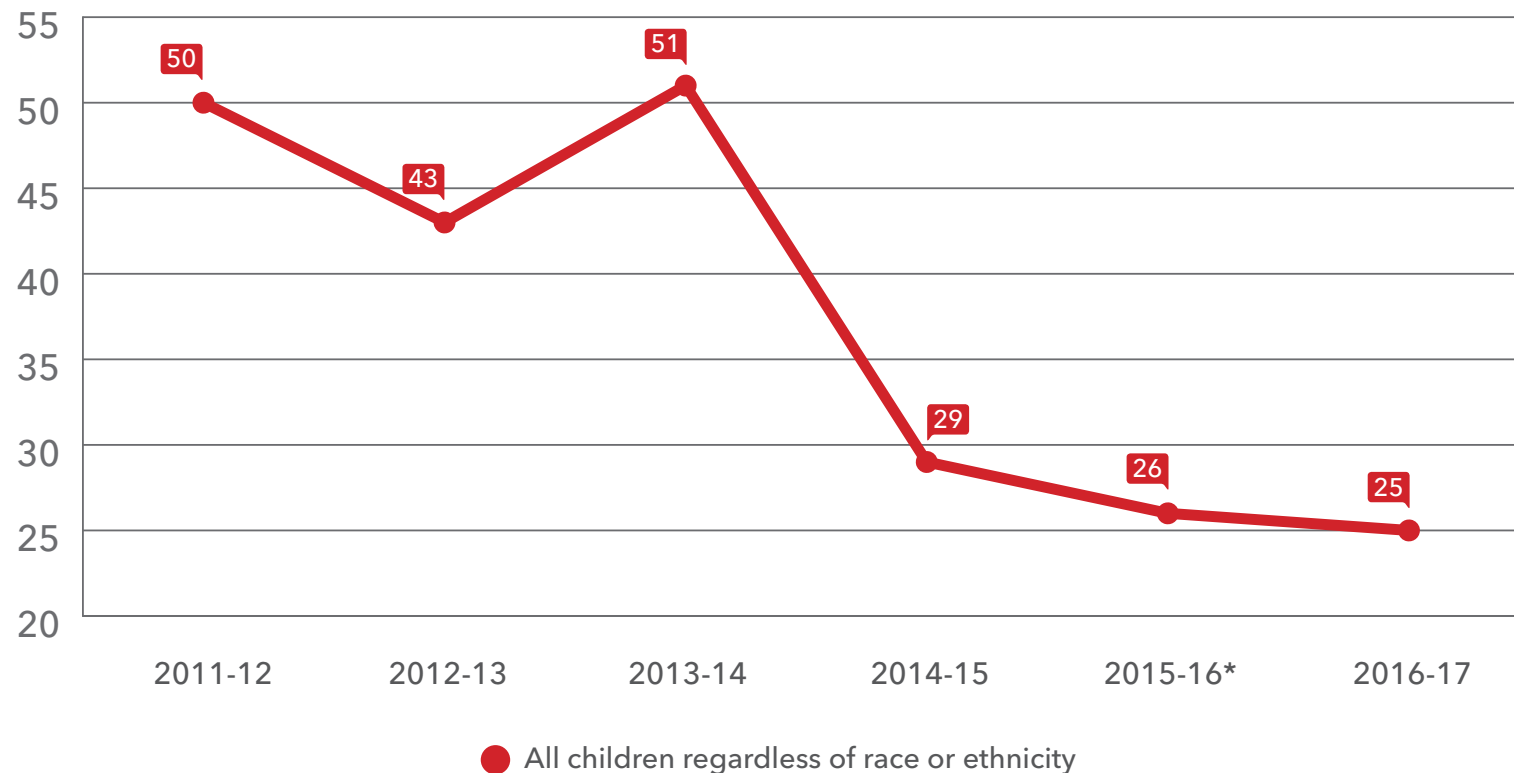
Are you surprised by the gaps between different demographic groups of children?

What has to change to close the gaps?
 Who needs to know this information?

*A more rigorous reading proficiency test was introduced in 2015-16.

% of 8th-grade students testing proficient in math

Math teaches children persistence. 8th-grade math proficiency is a strong predictor of success in college.



Questions to consider:

What are the implications of these numbers for students' college- and career-readiness?

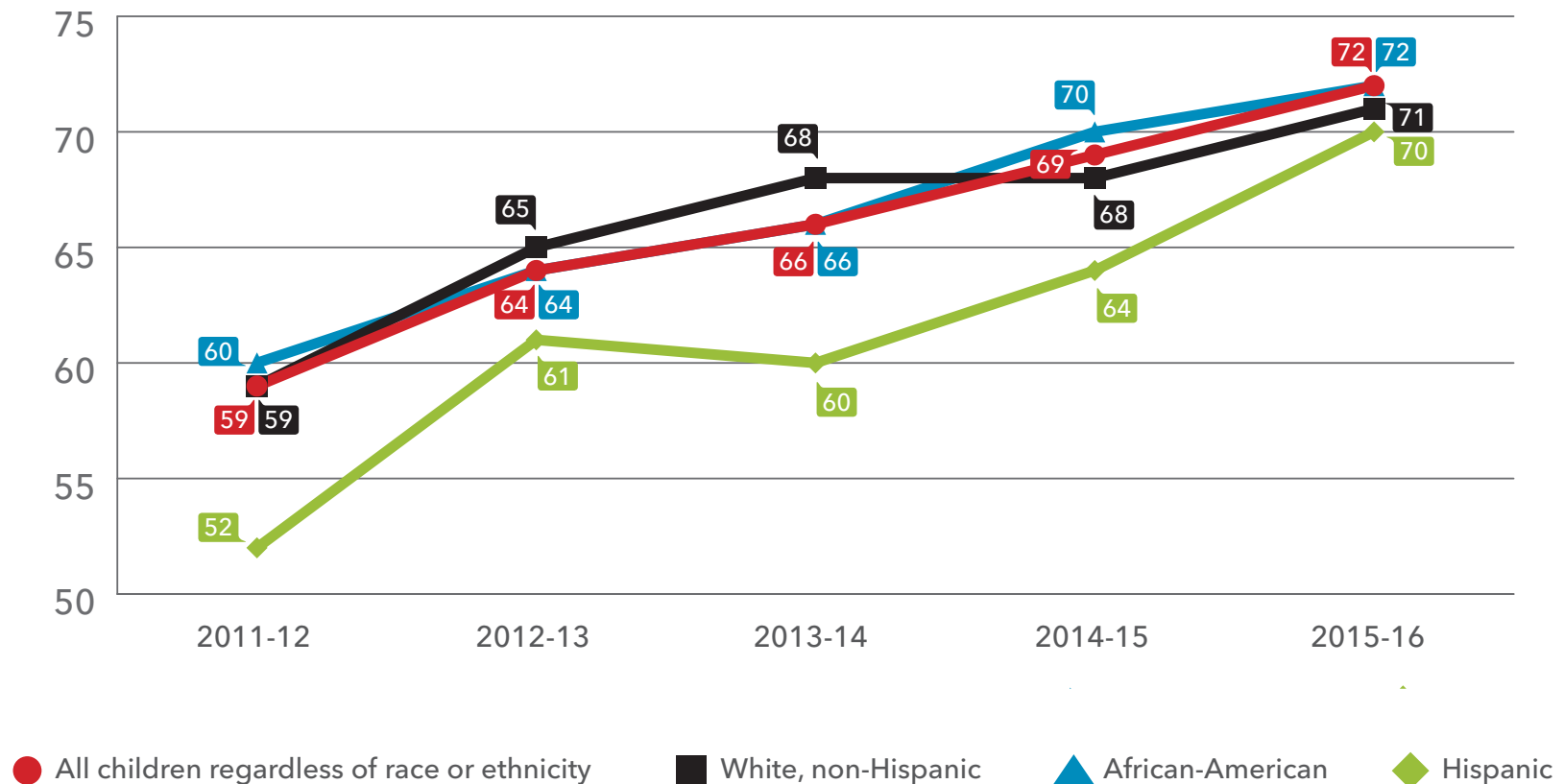
How can we help students see the relevance of math to their lives and careers?

*New more rigorous math proficiency tests were introduced in 2014-15 and again in 2015-16.

Cleveland Metropolitan School District

% of students who graduate from high school

A high-school diploma is a prerequisite for taking the next step to prepare for the world of work — earning a 2- or 4-year degree or getting a certificate.



Questions to consider:

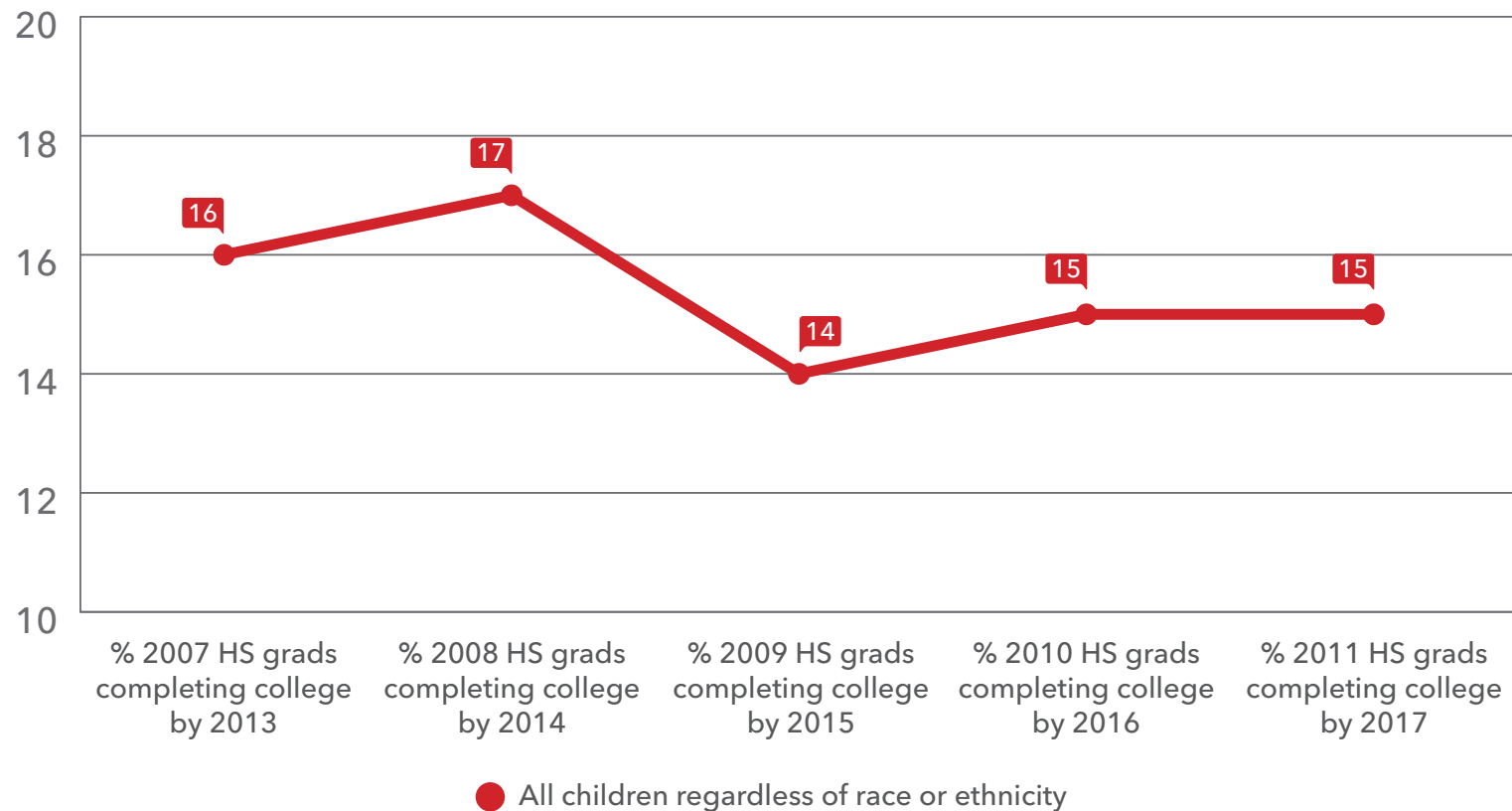
Do you know people who think a high-school diploma is enough to get a good job?

What information will help them understand that's not true?

What are some career pathways students can take that will lead to good jobs?

% of students graduating from an Ohio public college within 6 years

In 2025, almost 2 million Ohioans will not have the education they'll need to compete. Post-secondary education is not optional to getting and keeping good jobs.



Questions to consider:

How can we increase the number of young people with 2- and 4-year degrees?

How can we help young people and families understand that they'll need more than a high school diploma to get a secure job?

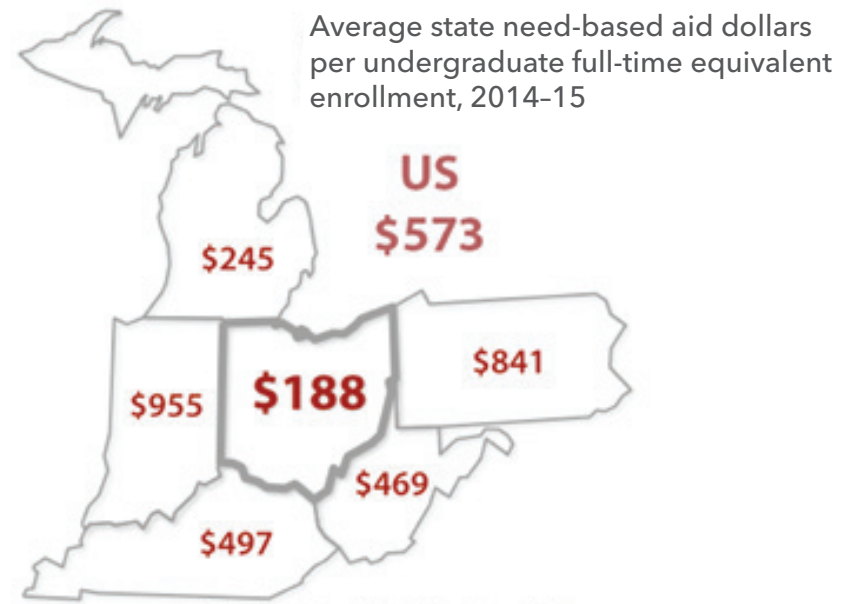
The charts on the next few pages speak to the need to assist our neediest children and families.

*We owe all young people the opportunity to succeed.
We need all young people to succeed.*

Ohio will not meet its 65% by 2025 goal if we don't raise attainment levels for children who lack the essential opportunities that set them up for success.

Ohio: Last in the Region

The need-based Ohio College Opportunity Grant needs an upgrade to award more funds to more needy students.



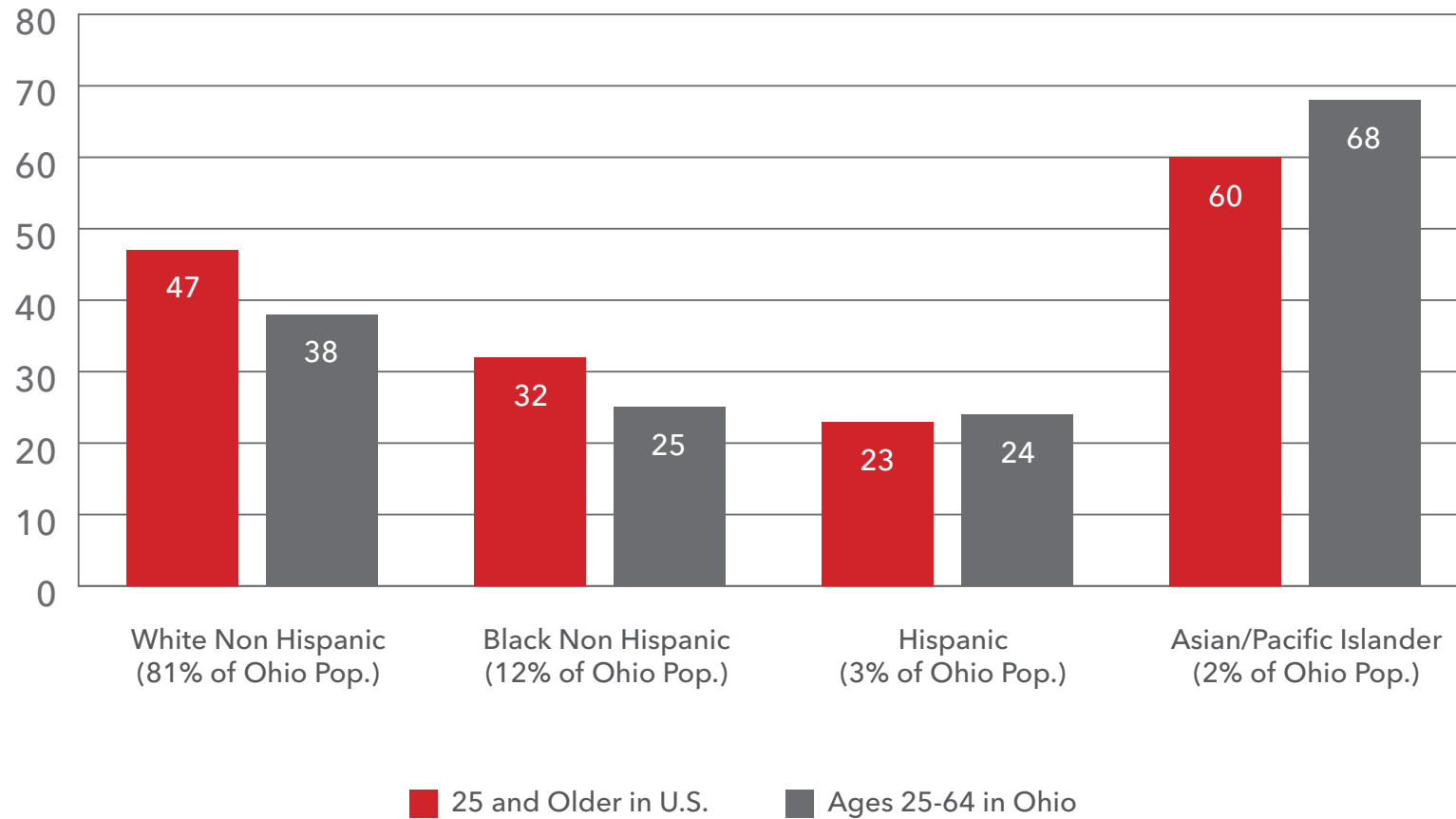
Source: Ohio Association of Independent Colleges and Universities.

Ohio need-based aid



Adapted from Catalog of Budget Line Items. (2010, 2013, 2015, 2017). Ohio Legislative Services Commission. Not adjusted for inflation.

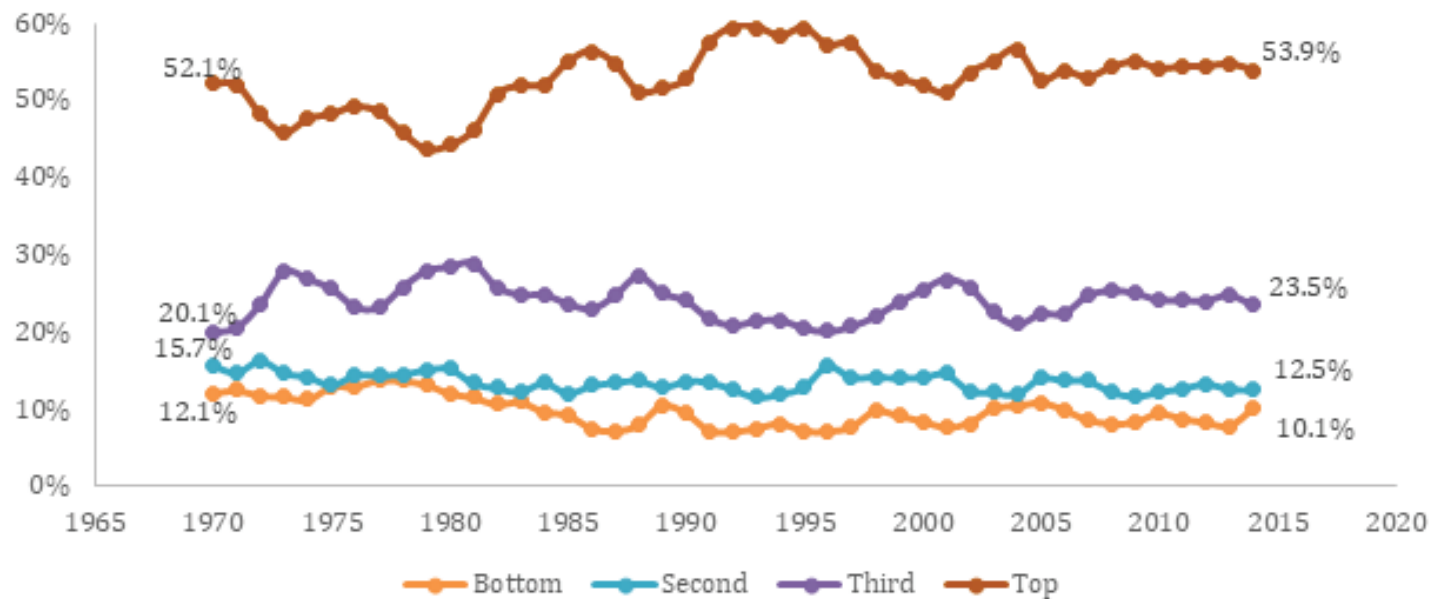
**Educational attainment rates in Ohio
by race and ethnicity (associate's degree and higher), 2013**



Adapted from A Stronger Nation Ohio Brief. (2016). Lumina Foundation.

Rates of attainment based on income and race

Distribution of bachelor's degrees attained by age 24 by dependent family members by family income quartile: 1970–2014



Adapted from Indicators of Higher Education Equity in the United States, p.1. (2016). Pell Institute.

Committed to ensuring Ohio meets its goal that, by 2025, 65% of adults will have a 2-year or 4-year degree or a marketable credential:



Appalachian Ohio P-20
Council

Aspire Toledo

Central Ohio Compact

Eastern Ohio Education
Partnership

Future Ready Columbus

Higher Education Compact
of Greater Cleveland

Learn to Earn Dayton

Stark Education Partnership

StrivePartnership

Summit Education Initiative